

# CITY OF SALINAS **BUDGET IN BRIEF**

FISCAL YEAR 2025-26







## Table Of Contents

Introduction .....	3
Strategic Goals.....	4
City of Salinas by the Numbers .....	5
Citywide Budget .....	6
General Fund .....	7
Community Engagement and Sponsorships.....	8
Enterprise Funds.....	8
What is Measure G? .....	9
Measure G Projects Highlights .....	10
CIP and Infrastructure Projects.....	11
CIP Project Highlights.....	12

# Introduction

The City of Salinas, located in California’s agriculturally rich Central Coast, is home to over 162,000 residents who reflect a vibrant, diverse and growing community. In recent years, the City has focused on continuing to expand public services, supporting economic development, and investing in critical infrastructure while embracing sustainability in line with the City’s Strategic Plan.

The Fiscal Year (FY) 2025–26 Proposed Budget represents a balanced and strategic approach to continuing this progress. It recognizes key challenges, such as addressing significant infrastructure improvements, renewing focus on Economic Development, and moving forward with the Chinatown Revitalization Plan, Alisal Vibrancy Plan/Marketplace & Visión Salinas.

## What is a Budget in Brief?

This document provides a simplified overview of the City of Salinas’ FY 2025–26 Proposed Budget. It summarizes major revenue sources and expenditures, highlights community investments, and outlines progress on strategic goals. Whether you’re a resident, business owner, or community partner, this summary is designed to help you understand how public dollars are being used to serve our community.

For the full FY 2025-26 Proposed Budget, [visit our website here](#).





# Strategic Goals

The Salinas City Council adopted 2025 Strategic Goals are designed to guide the decision-making processes in the City. The FY 2025-26 budget aims to advance these goals.



## City of Salinas by the Numbers



**277**

Miles of  
Sanitary Sewer  
Main Pipelines



**129**

Miles of  
Storm Drain  
Pipelines



**164**

Streetlights  
Repaired/  
Replaced



**144**

Total Traffic  
Signals



**118,273**

Dispatched Calls  
for Service



**1,475**

Emergency  
& Immediate  
Response Calls



**14,470**

Building  
Inspections



**3,204**

Building  
Permit Reviews



**42**

Total Parks



**299,899**

Recreation Facility  
Attendance



**3,586**

Youth Sports  
Registrants



**195**

Approved  
Accessory Dwelling  
Unit Permits



**1,508**

Building  
Permits  
Approved



**17,605**

Emergency  
Responses



**1,120**

Fire Code/State  
Mandated Inspections



**394**

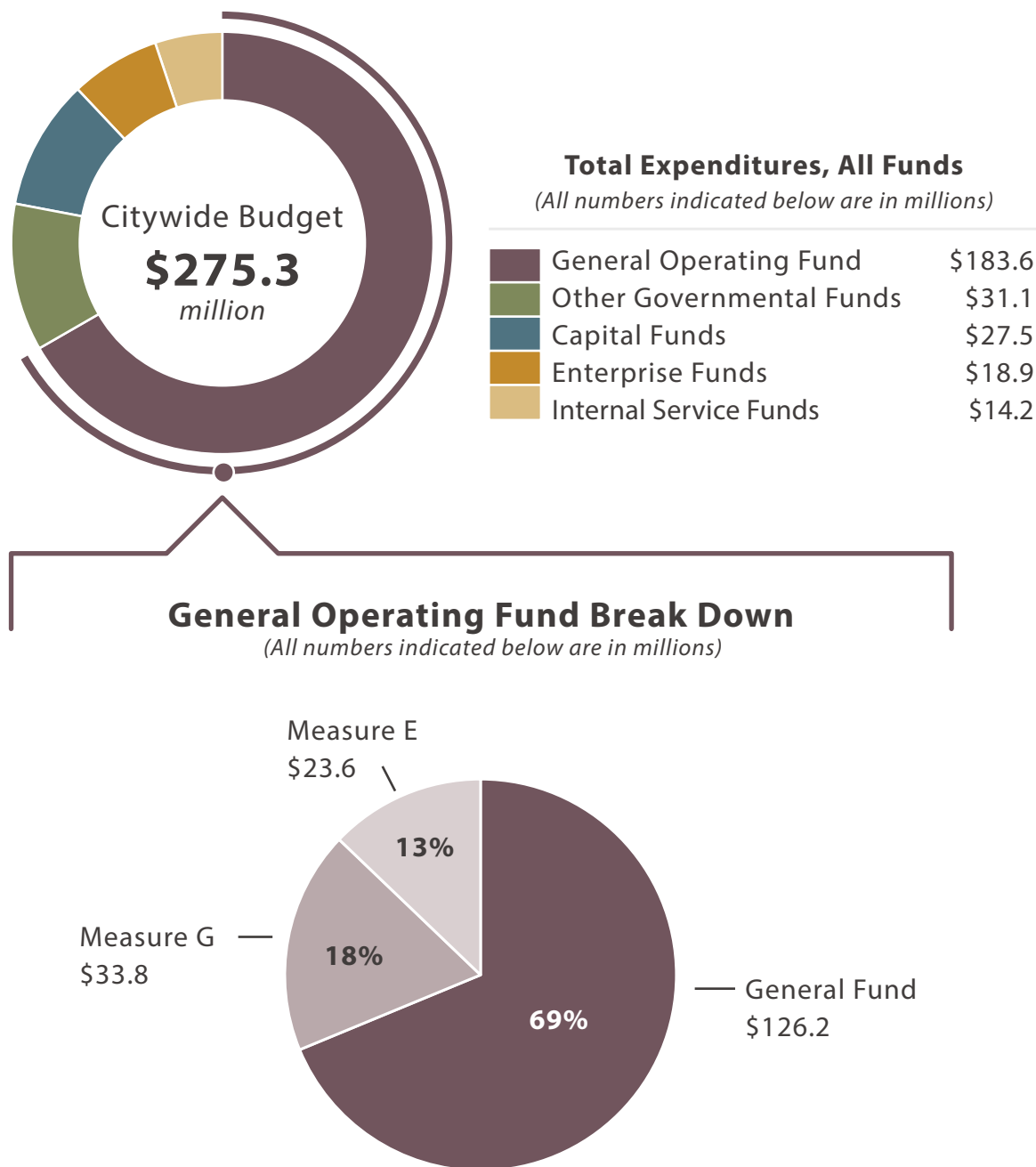
Fire Plan  
Checks

# Citywide Budget

The Citywide Budget outlines how the City of Salinas allocates financial resources across all departments and services, balancing daily operational needs with long-term investments in infrastructure, sustainability and community well-being.

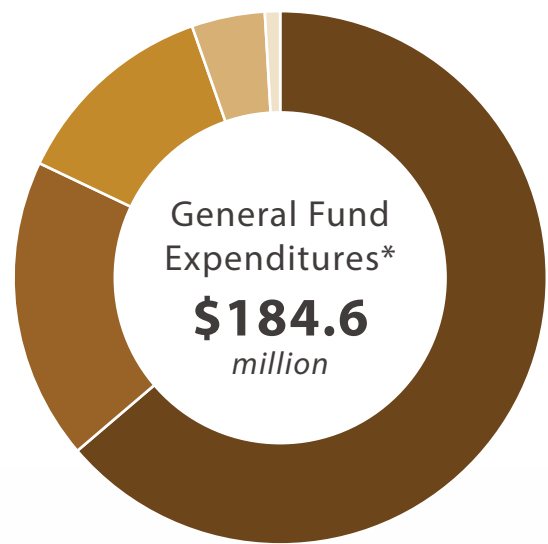
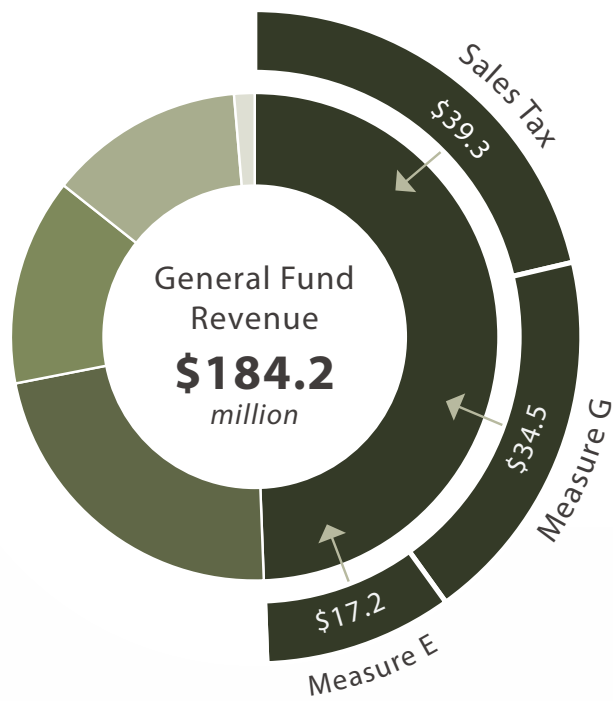
For FY 2025–26, the City’s total budget is \$275,277,037, which includes the General Funds, Other Governmental Funds, Enterprise Funds, Internal Service Funds, and Capital Funds.

Salinas is committed to maintaining a structurally balanced budget while also planning for future growth.



# General Fund

The General Fund is the City’s primary operating fund, supporting the essential day-to-day services that benefit all residents of Salinas. These include police and fire services, libraries, parks, recreation, code enforcement, and street maintenance. The City’s General Fund revenues are the money the City collects from sources such as sales tax, property tax, other taxes, and transfers. The City’s General Fund expenditures are the money the City spends from that fund to cover employee wages and benefits, supplies, services, overtime, major purchases, and debt payments.



General Fund Revenues	
(All numbers indicated below are in millions)	
Sales & Use Tax	\$91.0
Property Taxes	\$41.5
Other Revenues*	\$25.3
Other Taxes	\$23.9
Transfers in	\$2.5

*\*Other Revenues consists of Licenses & Permits, Franchise Fees, Fines & Forfeitures, Intergovernmental, Charges for Services, and Investment Earnings.*

General Fund Expenditures	
(All numbers indicated below are in millions)	
Salaries & Benefits	\$117.7
Supplies and Services	\$33.8
Transfers Out	\$23.2
Overtime	\$8.2
Capital Outlay & Debt Service	\$1.7

*\*General Fund Expenditures include \$1.0 million transfer for capital projects.*







## Enterprise Funds

Enterprise Funds operate more like businesses, they are self-sustaining through user fees and charges. This ensures key services are provided without putting pressure on the General Fund. The funds, shown in the table below, are from the operating budget.

Fund Type	Amount
Municipal Airport	\$ 2,351,560
Industrial Waste	\$ 2,564,070
Sewer	\$ 4,678,150
Parking Districts	\$ 2,829,790
Permit Services	\$ 6,472,215

## FY 2024-25 Community Engagement and Sponsorships

Sponsorship Recipient	Amount
California International Airshow Salinas	\$ 30,000
Salinas Regional Soccer Complex	\$ 20,000
First Mayor's House	\$ 16,000
Celebrate America	\$ 15,000
El Grito	\$ 15,000
Science Workshop	\$ 12,000
Ciclovia	\$ 10,000
Holiday Parade of Lights	\$ 8,000
Veteran's Parade	\$ 8,000
Asian Cultural Festival	\$ 6,000
Juneteenth Celebration	\$ 5,000
Salinas Pride	\$ 5,000
<b>TOTAL</b>	<b>\$ 150,000</b>



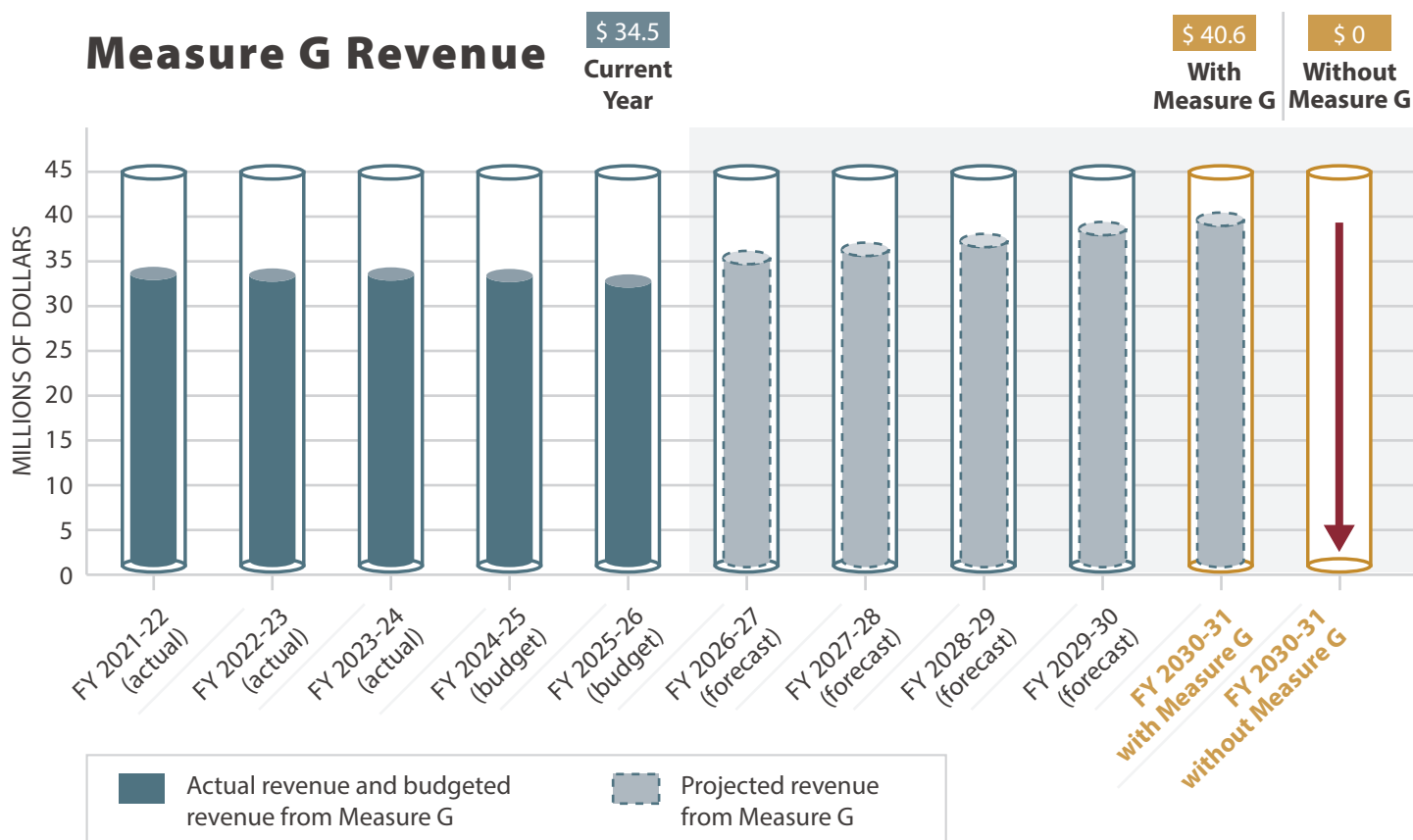


# What is Measure G?


Measure G is a 1% local general transactions and use tax approved by Salinas voters in 2014. It is projected to generate \$36.1 million in revenue for FY 2025–26, supporting a wide range of essential City services and projects, including public safety and major capital projects.

In FY 2025-26, Measure G funds will help staff 106.5 full-time positions across multiple departments. Oversight of the fund is provided by a citizen-led Oversight Committee.

As a time-limited measure, it is set to expire in 2030, potentially leaving the City with a significant annual revenue gap of over \$40 million if not renewed by voters.



## FY 2025-26 Full Time Employees (FTE) Funded by Measure G





## Example Measure G Projects (Inception to date)

- Cesar Chavez Soccer Field
- Sidewalk and Drainage Repairs
- Street Preventive Maintenance
- Northgate Dog Park
- Facilities ADA Improvements
- Alisal Vibrancy Plan
- Fire Station Improvements
- Traffic Calming Improvements
- Police Service Building
- Boronda Road Traffic Congestion Relief
- Hebbbron Family Center Improvements
- Community Center Improvements
- Cesar Chavez Trail
- Sherwood Tennis Center Improvements
- Recreation Facility at Municipal Pool

## Measure G Project Highlights

### Cesar Chavez Soccer Field

This project is a recreational asset for the Salinas community and it includes the construction of a full-sized synthetic turf soccer field, upgrades to the irrigation system, drainage improvements, and various landscaping enhancements.

### Hebbbron Family Center Improvements

The new Hebbbron Family Center will offer programs to Salinas residents of all ages, from tiny tots to teens and seniors. The center will have community and meeting rooms, a teen lounge and kitchen, outdoor gathering spaces and multi-use sports court along with other lot improvements.

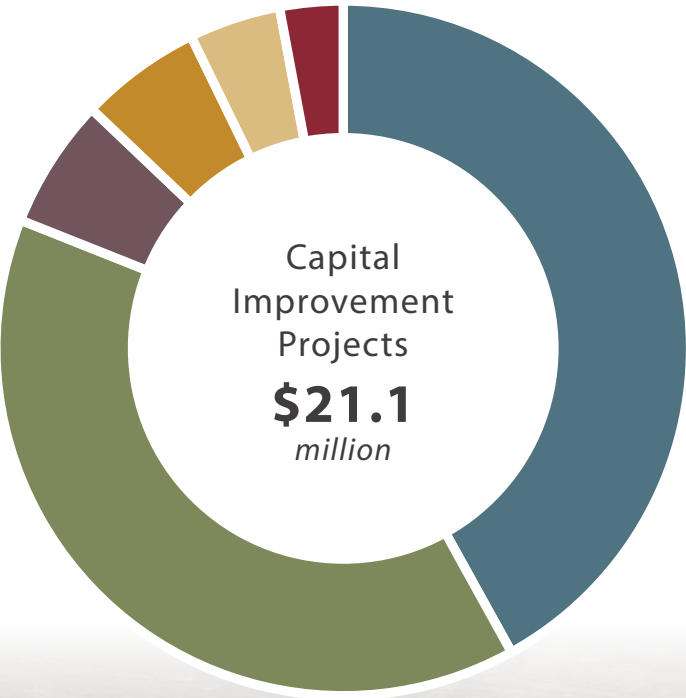
### Boronda Road Traffic Congestion Relief

The Boronda Congestion Relief Project will create safer roads, enhanced accessibility and prepare the City for future growth. With plans for new homes in the Future Growth Area, Salinas is preparing for an increase in population and traffic, ensuring Boronda Road is safely equipped to meet these demands. The overall project includes the widening of East Boronda Road into a four-lane roadway (two lanes at each direction), and the construction of 4 multi-lane roundabouts at the intersections of McKinnon Street, El Dorado Drive, Natividad Road, and Independence Boulevard. The project will include the construction of bioretention facilities, buffered bike lanes, bus pullouts, sidewalks, ADA-compliant access ramps, storm drain lines, sanitary sewer lines, street lighting, landscaping, and other improvements.



# CIP and Infrastructure Projects

The City of Salinas’ Capital Improvement Projects (CIP) outlines investments in physical infrastructure across the City, such as roads, parks, public buildings and utility systems. These projects are essential to long-term resilience, economic development and neighborhood revitalization.



**Capital Improvement Projects**  
*(All numbers indicated below are in millions)*

Engineering & Transportation	\$8.8
Street & Sidewalk Maintenance	\$8.2
Other*	\$1.4
Storm Sewer	\$1.2
Facilities Maintenance	\$0.9
Traffic Signals	\$0.6

*\*Other consist of improvements at Airport, Permit Technologies, Urban Forestry, and Industrial Waste.*





## Major CIP Project (FY 2025-26)

- Fire Station Improvements
- Monterey Garage Improvements
- Storm Sewer Infrastructure Improvements
- Bicycle Lane Installations and Pedestrian Safety
- Sidewalk and Drainage Repairs
- Street Preventive Maintenance
- Traffic Signal and Street Light Upgrades
- Sidewalk and Pavement Maintenance
- Safe Routes to School
- Boronda Road Traffic Congestion Relief
- Striping and Signing Improvements
- Williams Road Streetscape and Safety

## CIP Project Highlights

### Traffic Signal and Street Light Upgrades

**\$1,120,000**

This project includes analysis and installation of lighting in high crime areas. Upgrades to traffic signals, controllers, cabinets, opticom, video detection, leading pedestrian phases, LED beacons, and communication upgrades. In addition, traffic signals will be upgraded to meet ADA standards with pushbuttons, audible signals, and various ADA upgrades.

### Safe Routes to School

**\$6,076,097**

The Salinas Safe Routes to School Plan is proposed in response to requests from the community to address the serious and growing traffic safety problems in the City. Safety improvements will include a road diet, a 2-way separated multi-use path, stormwater bioretentions, accessible sidewalks and crosswalks, curb extensions, a roundabout, buffered bike lanes, Class IV bikeway, curb extensions, and Rectangular Rapid Flashing Beacons.

### Street, Drainage, and Signage Repairs

**\$8,225,000**

The City has an ongoing pavement maintenance program to reseal City streets. The resurfacing of streets prolongs the life of the streets by decreasing deterioration. Maintenance staff will patch/repair and crack seal streets, damaged curbs, gutters, sidewalks, and driveway approaches throughout the City damaged by City trees within the street right-of-way. In addition, staff will work on pavement preventive maintenance limits and striping within City Street limits. The striping of City streets has faded as street repairs scheduled have been delayed. As a result, street center lines, crosswalks and other pavement markings that help contribute to street safety need updating. Treatment may include pavement rehabilitation, patch/repair, crack seal, slurry, and chip seal.





City of Salinas  
200 Lincoln Avenue  
Salinas, CA 93901  
(831) 758-7381

## CITY COUNCIL

Mayor.....Dennis Donohue  
Councilmember, District 1 .....Jose Luis Barajas  
Councilmember, District 2 .....Tony Barrera  
Councilmember, District 3 .....Margaret D'Arrigo  
Councilmember, District 4 .....Gloria De La Rosa  
Councilmember, District 5 .....Andrew Sandoval  
Councilmember, District 6 .....Aurelio Salazar

## CITY STAFF

City Manager..... René Mendez  
Assistant City Manager..... Lisa Murphy  
City Attorney.....Christopher A. Callihan  
Human Resources Director..... Marina Horta-Gallegos  
Library and Community Services Director..... Kristan Lundquist  
Public Works Director..... David Jacobs  
Police Chief.....Carlos Acosta  
Community Development Director..... Lisa Brinton  
Fire Chief.....Samuel Klemek  
Finance Director.....Selina Andrews