

**AGREEMENT FOR SERVICES BETWEEN  
THE CITY OF SALINAS AND ONE WORKPLACE L. FERRARI, LLC.**

**PERMIT CENTER FIRST FLOOR FURNITURE UPDATE**

THIS AGREEMENT is executed this 14<sup>th</sup> day of October, 2025, (“Agreement” or “Contract”) between the City of Salinas, a California Charter city and municipal corporation (hereinafter “City”) and One Workplace L. Ferrari, a limited liability company (hereinafter “Contractor”).

IT IS HEREBY MUTUALLY AGREED AS FOLLOWS:

1. Scope. Contractor hereby agrees to provide to the City, as the scope of services under this Agreement, the following services: workspace modifications, including furniture, installation and project management for the first floor of the Permit Center, for Permit Services, Code Enforcement, and Current Planning Divisions. Scope of work is further discussed in Contractor’s Proposals dated 09/22/2025, Attachment B, Attachment C, and Attachment D.
2. Timeliness. Contractor shall perform all tasks in a timely fashion, as set forth more specifically in Section 3 below. Failure to so perform is hereby deemed a material breach of this Agreement, and City may terminate this Agreement with no further liability hereunder, or the city may agree in writing with Contractor to an extension of time.
3. Term. The work under this Agreement shall commence on October 14<sup>th</sup>, 2025 and shall be completed by June 30<sup>th</sup>, 2026 unless City grants a written extension of time as set forth in Section 2 above.
4. Payment. City agrees to pay and Contractor agrees to accept as full and fair consideration for the performance of this Agreement, three hundred forty-three thousand four hundred forty-eight Dollars and thirty-nine cents (\$343,448.39), not to exceed three hundred seventy seven thousand seven hundred ninety-four Dollars (\$377,794.00), as more fully described in title of Contractor’s fee schedule, Attachment B, Attachment C, and Attachment D. Contractor has no right of reimbursement for expenses under this Agreement. Compensation shall become due and payable 30 days after City’s approval of Contractor’s submission of monthly written invoices to the City. The payment of any compensation shall be contingent upon performance of the terms and conditions of this Agreement to the satisfaction of the City. If City determines that the work set forth in the written invoice has not been performed in accordance with the terms of this Agreement, City shall not be responsible for payment until such time as the work has been satisfactorily performed.
5. Meet & Confer. Contractor agrees to meet and confer with City or its agents or employees with regard to services as set forth herein as may be required by City to insure timely and adequate performance of this Agreement.
6. Insurance. Contractor shall procure and maintain for the duration of this Agreement insurance meeting the requirements specified in Attachment A hereto.

7. Indemnification. Contractor shall hold harmless, defend at its own expense, and indemnify City and its officers, officials, employees, agents, and volunteers from and against all liability, claims, damages, losses, and/or expenses including reasonable City attorney fees arising from all acts or omissions of Contractor or its officers, agents, or employees arising out of the performance of the work under this Contract, caused in whole or in part by any negligent act or omission of the Contractor, any subcontractor, anyone directly or indirectly employed by any of them, or anyone for whose acts any of them may be liable, except where caused by the sole negligence or willful misconduct of the City.
8. Licensing. Contractor warrants that it is properly licensed to perform the work specified under this Agreement, including but not limited to possession of a current City business license.
9. Termination. City may terminate this Agreement upon ten days' written notice. The amount of damages, if any, as a result of such termination may be decided by negotiations between the parties or before a court of competent jurisdiction.
10. Agency. In performing the services specified under this Agreement, Contractor is hereby deemed to be an independent contractor and not an agent or employee of City.
11. Non-Assignability. The rights and obligations of Contractor hereunder are not assignable and cannot be delegated without written consent of City.
12. Entire Agreement. This Agreement constitutes the entire Agreement between the parties hereto and supersedes any and all prior agreements, whether oral or written, relating to the subject matter thereof. Any modification of the Agreement will be effective only if it is in writing signed by both parties hereto.
13. Validity. If any provision in this Agreement is held by a court of competent jurisdiction to be invalid, void or unenforceable, the remaining provisions will continue in full force without being impaired or invalidated in any way.
14. Counterparts. This Agreement may be executed in multiple originals, each of which is deemed to be an original, and may be signed in counterparts.
15. Laws. Contractor agrees that in the performance of this Agreement it will comply with all applicable State, Federal and local laws and regulations. This Agreement shall be governed by and construed in accordance with the laws of the State of California, County of Monterey, and City of Salinas.

IN WITNESS WHEREOF, this Agreement is entered into by the parties hereto on the day and year first written above.

CITY OF SALINAS

---

René Mendez, City Manager

APPROVED AS TO FORM:

---

Christopher A. Callihan, City Attorney, or  
Rhonda Combs, Assistant City Attorney

CONTRACTOR

DocuSigned by:  
  
D372C96A89E44CB...

By (Printed Name): Casey Faylor

Its (Title): Account Manager

## Attachment A

### **Insurance Requirements**

Contractor shall procure and maintain for the duration of the contract, and for three years thereafter, insurance against claims for injuries to persons or damages to property which may arise from or in connection with the performance of the work hereunder by the Contractor, his/her/its officers, agents, representatives, employees, and/or subcontractors.

#### **MINIMUM SCOPE AND LIMIT OF INSURANCE**

Coverage shall be at least as broad as:

1. **Commercial General Liability** (“CGL”): Insurance Services Office (“ISO”) Form CG 00 01 covering CGL on an occurrence basis, including products and completed operations, property damage, bodily injury and personal & advertising injury with limits no less than **\$2,000,000** per occurrence. If a general aggregate limit applies, either the general aggregate limit shall apply separately to this project/location (ISO Form CG 25 03 or 25 04) or the general aggregate limit shall be twice the required occurrence limit.
2. **Automobile Liability**: ISO Form CA 0001 covering Code 1 (any auto), with limits no less than **\$1,000,000** per accident for bodily injury and property damage.
3. **Workers’ Compensation**: as required by the State of California, with Statutory Limits, and Employers’ Liability insurance with a limit of no less than \$1,000,000 per accident for bodily injury or disease.
4. **Contractors’ Pollution Legal Liability and/or Asbestos Legal Liability and/or Errors and Omissions** (if project involves environmental hazards): with limits no less than \$1,000,000 per occurrence or claim, and \$2,000,000 policy aggregate, on an annual basis.

If the Contractor maintains broader coverage and/or higher limits than the minimums shown above, the Contractor requires and shall be entitled to the broader coverage and/or higher limits maintained by the Contractor. Any available insurance proceeds in excess of the specified minimum limits of insurance and coverage shall be available to the City.

#### ***Self-Insured Retentions***

Self-insured retentions must be declared to and approved by the City. At the option of the City, either: the Contractor shall cause the insurer shall to reduce or eliminate such self-insured retentions as respects the City, its officers, officials, employees, and volunteers; or the Contractor shall provide a financial guarantee satisfactory to the City guaranteeing payment of losses and related investigations, claim administration, and defense expenses. The policy language shall provide, or be endorsed to provide, that the self-insured retention may be satisfied by either the named insured or City.

#### ***Other Insurance Provisions***

The insurance policies are to contain, or be endorsed to contain, the following provisions:

1. **The City, its officers, officials, employees, and volunteers are to be covered as additional insureds** on the CGL policy with respect to liability arising out of work or operations performed by or on behalf of the Contractor including materials, parts, or equipment furnished in connection with such work or operations and automobiles owned, leased, hired, or borrowed by

or on behalf of the Contractor. General liability coverage can be provided in the form of an endorsement to the Contractor's insurance (at least as broad as ISO Form CG 20 10, CG 11 85 or **both** CG 20 10, CG 20 26, CG 20 33, or CG 20 38; **and** CG 20 37 forms if later revisions used).

2. For any claims related to this project, the **Contractor's insurance coverage shall be primary** insurance coverage at least as broad as ISO CG 20 01 04 13 as respects the City, its officers, officials, employees, and volunteers. Any insurance or self-insurance maintained by the City, its officers, officials, employees, or volunteers shall be excess of the Contractor's insurance and shall not contribute with it.

3. Each insurance policy required by this clause shall provide that coverage shall not be canceled, except with notice to the City.

4. A copy of the claims reporting requirements must be submitted by Contractor to the City.

5. If the services involve lead-based paint or asbestos identification/remediation, the Contractor's Pollution Liability policy shall not contain lead-based paint or asbestos exclusions. If the services involve mold identification/remediation, the Contractor's Pollution Liability policy shall not contain a mold exclusion, and the definition of Pollution shall include microbial matter, including mold.

### ***Acceptability of Insurers***

Insurance is to be placed with insurers authorized to conduct business in the state with a current A.M. Best rating of no less than A: VII, unless otherwise acceptable to the City.

### ***Waiver of Subrogation***

Contractor hereby agrees to waive rights of subrogation which any insurer of Contractor may acquire from Contractor by virtue of the payment of any loss. Contractor agrees to obtain any endorsement that may be necessary to affect this waiver of subrogation. The Workers' Compensation policy shall be endorsed with a waiver of subrogation in favor of the City for all work performed by the Contractor, its employees, agents and subcontractors.

### ***Verification of Coverage***

Contractor shall furnish the City with original Certificates of Insurance including an additional insured endorsement and all required amendatory endorsements (or copies of the applicable policy language effecting coverage required by this clause) and a copy of the Declarations and Endorsement Page of the CGL policy listing all policy endorsements to City before work begins. However, failure to obtain the required documents prior to the work beginning shall not waive the Contractor's obligation to provide them. The City reserves the right to require complete, certified copies of all required insurance policies, including endorsements, required by these specifications, at any time.

### ***Subcontractors***

Contractor shall require and verify that all subcontractors maintain insurance meeting all the requirements stated herein, and Contractor shall ensure that City is an additional insured on insurance required from subcontractors. For CGL coverage subcontractors shall provide coverage with a form at least as broad as CG 20 38 04 13.

### ***Maintenance of Insurance***

Maintenance of insurance by Contractor as specified shall in no way be interpreted as relieving

Contractor of its indemnification obligations or any responsibility whatsoever and the Contractor may carry, at its own expense, such additional insurance as it deems necessary.

***Special Risks or Circumstances***

City reserves the right to modify these requirements, including limits, based on the nature of the risk, prior experience, insurer, coverage, or other special circumstances.



**Headquarters**  
2500 De La Cruz  
Santa Clara, CA 95050  
T. 669.800.2500  
oneworkplace.com

**Quotation 757893**

Attachment B

**Quote Date** 09/22/25**Customer** SAL135**Terms** Net 30**Account Representative** Casey Faylor**Quote To**

ERIC BURL  
CITY OF SALINAS  
200 LINCOLN AVE  
Salinas CA 93901-2639

**Ship To**

Kirsten Zehring  
COMMUNITY DEVELOPMENT DEPARTMENT  
65 W ALISAL ST  
SALINAS CA 93901-2750

**Phone** 1831758-7169

ericb@ci.salinas.ca.us,  
InvoicesOracle@oneworkplace.com

**Phone** +1 (831) 758-7220

**Cell** +1 (831) 208-4128  
kirstenz@ci.salinas.ca.us

All prices are guaranteed for 30 days from the date of the quotation unless otherwise specified in a Master Services Agreement (MSA).

The prices included in this quote are based on current governmental laws and regulations. In the event of any changes in laws, regulations, tariffs, taxes, or other governmental mandates that increase the cost of goods, materials, or services, the seller reserves the right to adjust pricing accordingly. Any such price adjustments will be communicated in writing and supported by relevant documentation.

Sales taxes shown are at current rates, but subject to change without notice to those rates applicable at the time of invoicing.

A signed copy of this quote and purchase order are required to place the order.

The products specified below are made to order. It is non-returnable and non-refundable. The signature of this document accepts all products and finishes contained herein.

Pricing is based on a single delivery during regular hours with elevator accessibility.

Work areas must be free and clear of all personal items and electronics, and files must be empty, if being moved, to prevent possible damage or injuries.

IT personnel are needed to remove any existing computers, and remove/install data/phone cables, when necessary.

Description	Quantity	Unit Price	Extended Price
Permit Services, Admin			

Accepted by \_\_\_\_\_ Title \_\_\_\_\_ Date \_\_\_\_\_



Headquarters  
2500 De La Cruz  
Santa Clara, CA 95050  
T. 669.800.2500  
oneworkplace.com

Description		Quantity	Unit Price	Extended Price
Subsection Finish Summary				
Panel				
4750 CHAMPAGNE METALLIC				
Connector				
4750 CHAMPAGNE METALLIC				
4750 CHAMPAGNE METALLIC				
4750 CHAMPAGNE METALLIC				
Panel Accessory				
6654 SAND				
6654 SAND				
Tile or Screen				
4750 CHAMPAGNE METALLIC				
5G51 SABLE				
4750 CHAMPAGNE METALLIC				
Worksurface				
2921 2921 - Gypsum Micro				
2921 2921 - Gypsum Micro				
6654 6654 - Sand				
6654 6654 - Sand				
Support or Bracket				
4750 4750 - Champagne Metallic				
4750 4750 - Champagne Metallic				
Freestanding Storage				
4750 CHAMPAGNE METALLIC				
9201 POLISHED CHROME				
Pedestal				
4750 4750 - Champagne Metallic				
9201 9201 - Polished Chrome				
Seating				
5F17 BLACK				
6205 BLACK				
Miscellaneous				
9201 9201 - Polished Chrome				
1	LOCKFR - FIELD INSTALLED LOCK PLUGS & KEYS, FR	25	N/C	N/C
	Lock Finish: Polished Chrome 9201 - POLISHED CHROME			





**Headquarters**  
 2500 De La Cruz  
 Santa Clara, CA 95050  
 T. 669.800.2500  
 oneworkplace.com

**Quotation 757893**

**Page 3 / 46 (cont'd)**

Description		Quantity	Unit Price	Extended Price
<b>1</b>	<b>Key: KEY SPECIFIC</b> 2-326 2-327 2-328 2-329 2-330 2-331 2-332 2-333 2-334 2-335 2-336 2-337 1-338 Steelcase <b>Tag For</b> Permit Services, Admin			
<b>3</b>	<b>RPF2427AF</b> - Pedestal-Fixed, 2 box / 1 file, Flush steel front, 22 5/8D x 15W x 27H <b>Basic Finish:</b> METALLIC PAINT 4750 - CHAMPAGNE METALLIC <b>Lock Finish:</b> POLISHED CHROME 9201 - POLISHED CHROME <b>Key:</b> KEY PLUG <b>Drawer:</b> FULL DRAWER <b>File Drawer Accessories:</b> DRAWERS WITH RAILS <b>Pull:</b> INTEGRAL PULL <b>Lock:</b> SINGLE LOCK <b>Office Set:</b> None Steelcase <b>Tag For</b> Permit Services, Admin BBF/2/23	12	401.12	4,813.44
<b>4</b>	<b>RPF2427BF</b> - Pedestal-Fixed, 2 file, Flush steel front, 22 5/8D x 15W x 27H <b>Basic Finish:</b> METALLIC PAINT 4750 - CHAMPAGNE METALLIC <b>Lock Finish:</b> POLISHED CHROME 9201 - POLISHED CHROME <b>Key:</b> KEY PLUG <b>File Drawer Accessories:</b> DRAWERS WITH RAILS <b>Pull:</b> INTEGRAL PULL <b>Lock:</b> SINGLE LOCK <b>Office Set:</b> None Steelcase	12	390.03	4,680.36

Accepted by \_\_\_\_\_ Title \_\_\_\_\_ Date \_\_\_\_\_



Headquarters  
2500 De La Cruz  
Santa Clara, CA 95050  
T. 669.800.2500  
oneworkplace.com

Description		Quantity	Unit Price	Extended Price
4	<b>Tag For</b> Permit Services, Admin FF/2/23			
5	<b>RSC18362AF</b> - Cabinet-Storage, 1 adjustable shelf, Flush steel front, 18D x 36W x 28H <b>BASIC:</b> 4750 CHAMPAGNE METALLIC <b>LOCK:</b> 9201 POLISHED CHROME <b>KEYS:</b> SK PLUG <b>TOP OPT:</b> *OPT:TOP OPTIONS <b>NO TOP:</b> NO TOP Steelcase <b>Tag For</b> Permit Services, Admin SC/28/36	1	708.91	708.91
6	<b>4821410</b> - Amia; Chair, Upholstered, Arms <b>PLASTIC:</b> 6205 BLACK <b>UPHLSTRY:</b> 5F17 BLACK <b>ARMS:</b> *OPT:ARM OPTIONS <b>H/W/P/D:</b> STD:H/W/P/D ARMS <b>SEAT HGT:</b> *OPT:BASE ASSY HEIGHT RANGE <b>5" RANGE:</b> STD:5" PNEU SEAT HEIGHT RANGE <b>BASE OPT:</b> *OPT:BASE OPTION <b>PLASTIC:</b> STD:PLASTIC BASE <b>CASTERS:</b> CASTERS <b>HARD CST:</b> STD:HARD CASTERS Steelcase <b>Tag For</b> Permit Services, Admin AMIA	9	670.99	6,038.91
7	<b>TS7TIEPLATE</b> - Tie plate, Package quantity 6, Side by side worksurface application Steelcase <b>Tag For</b> Permit Services, Admin TPP	1	61.74	61.74
8	<b>TS71224SFG</b> - Screen-Frameless glass, Square trim, Clip, 12H x 24W <b>BRACKET:</b> 4750 CHAMPAGNE METALLIC <b>TC OPT:</b> *OPT:TOP CAP OPTIONS <b>COH1SLIM:</b> Std COH Top Cap - 1 End Slim <b>TOP-CAP:</b> TOP CAP <b>METALLIC:</b> *TOP-CAP:METALLIC PAINT <b>4750:</b> CHAMPAGNE METALLIC	3	279.86	839.58








**Headquarters**  
2500 De La Cruz  
Santa Clara, CA 95050  
T. 669.800.2500  
oneworkplace.com

Description		Quantity	Unit Price	Extended Price
8	<b>GLAS OPT: *OPT:GLASS OPTIONS</b> <b>FRMLS GL: STD:GLASS OPTION</b> Steelcase <b>Tag For</b> Permit Services, Admin FG/24-C			
9	<b>TS71224SFG - Screen-Frameless glass, Square trim, Clip, 12H x 24W</b> <b>BRACKET: 4750 CHAMPAGNE METALLIC</b> <b>TC OPT: *OPT:TOP CAP OPTIONS</b> <b>STD CAP: STANDARD TOP CAP</b> <b>TOP-CAP: TOP CAP</b> <b>METALLIC: *TOP-CAP:METALLIC PAINT</b> <b>4750: CHAMPAGNE METALLIC</b> <b>GLAS OPT: *OPT:GLASS OPTIONS</b> <b>FRMLS GL: STD:GLASS OPTION</b> Steelcase <b>Tag For</b> Permit Services, Admin FG/24-C	7	277.27	1,940.89
10	<b>TS71242SFG - Screen-Frameless glass, Square trim, Clip, 12H x 42W</b> <b>BRACKET: 4750 CHAMPAGNE METALLIC</b> <b>TC OPT: *OPT:TOP CAP OPTIONS</b> <b>COH1SLIM: Std COH Top Cap - 1 End Slim</b> <b>TOP-CAP: TOP CAP</b> <b>METALLIC: *TOP-CAP:METALLIC PAINT</b> <b>4750: CHAMPAGNE METALLIC</b> <b>GLAS OPT: *OPT:GLASS OPTIONS</b> <b>FRMLS GL: STD:GLASS OPTION</b> Steelcase <b>Tag For</b> Permit Services, Admin FG/42-C	5	343.08	1,715.40
11	<b>TS71242SFG - Screen-Frameless glass, Square trim, Clip, 12H x 42W</b> <b>BRACKET: 4750 CHAMPAGNE METALLIC</b> <b>TC OPT: *OPT:TOP CAP OPTIONS</b> <b>STD CAP: STANDARD TOP CAP</b> <b>TOP-CAP: TOP CAP</b> <b>METALLIC: *TOP-CAP:METALLIC PAINT</b> <b>4750: CHAMPAGNE METALLIC</b>	5	340.49	1,702.45

Accepted by \_\_\_\_\_ Title \_\_\_\_\_ Date \_\_\_\_\_



**Headquarters**  
2500 De La Cruz  
Santa Clara, CA 95050  
T. 669.800.2500  
oneworkplace.com

Description		Quantity	Unit Price	Extended Price
11	<b>GLAS OPT: *OPT:GLASS OPTIONS</b> <b>FRMLS GL: STD:GLASS OPTION</b> Steelcase <b>Tag For</b> Permit Services, Admin FG/42-C			
12	<b>TS71260SFG</b> - Screen-Frameless glass, Square trim, Clip, 12H x 60W <b>BRACKET: 4750 CHAMPAGNE METALLIC</b>  <b>TC OPT: *OPT:TOP CAP OPTIONS</b> <b>STD CAP: STANDARD TOP CAP</b> <b>TOP-CAP: TOP CAP</b> <b>METALLIC: *TOP-CAP:METALLIC PAINT</b> <b>4750: CHAMPAGNE METALLIC</b>  <b>GLAS OPT: *OPT:GLASS OPTIONS</b> <b>FRMLS GL: STD:GLASS OPTION</b> Steelcase <b>Tag For</b> Permit Services, Admin FG/60-C	3	412.95	1,238.85
13	<b>TS71SSX</b> - Receptacle-System ground, Line 1, 3+1 <b>PLASTIC: 6654 SAND</b>  <b>CSTMPOPT: *OPT:Controlled Stamp Option</b> <b>NOSTAMP: STD:No Stamp</b> Steelcase <b>Tag For</b> Permit Services, Admin	15	24.03	360.45
14	<b>TS72424TK</b> - Panel skin-Tackable acoustical, 24H x 24W <b>SURFACE: 5G51 SABLE</b>  <b>FAB DIR: *OPT:FABRIC DIRECTION</b> <b>HORZ: STD:HORIZONTAL APPLICATION</b> Steelcase <b>Tag For</b> Permit Services, Admin	4	63.96	255.84
15	<b>TS72436TK</b> - Panel skin-Tackable acoustical, 24H x 36W <b>SURFACE: 5G51 SABLE</b>  <b>FAB DIR: *OPT:FABRIC DIRECTION</b> <b>HORZ: STD:HORIZONTAL APPLICATION</b> Steelcase <b>Tag For</b> Permit Services, Admin	16	72.09	1,153.44
16	<b>TS72442TK</b> - Panel skin-Tackable acoustical, 24H x 42W	46	76.53	3,520.38

Accepted by \_\_\_\_\_ Title \_\_\_\_\_ Date \_\_\_\_\_



**Headquarters**  
2500 De La Cruz  
Santa Clara, CA 95050  
T. 669.800.2500  
oneworkplace.com

Description		Quantity	Unit Price	Extended Price
16	<b>SURFACE:</b> 5G51 SABLE <b>FAB DIR:</b> *OPT:FABRIC DIRECTION <b>HORZ:</b> STD:HORIZONTAL APPLICATION Steelcase <b>Tag For</b> Permit Services, Admin			
17	<b>TS72460TK</b> - Panel skin-Tackable acoustical, 24H x 60W <b>SURFACE:</b> 5G51 SABLE <b>FAB DIR:</b> *OPT:FABRIC DIRECTION <b>HORZ:</b> STD:HORIZONTAL APPLICATION Steelcase <b>Tag For</b> Permit Services, Admin	4	95.01	380.04
18	<b>TS724SCHS</b> - Trim-Change of height, Square, Slim, 24H <b>TOP-CAP:</b> 4750 CHAMPAGNE METALLIC <b>JUNCTION:</b> *OPT:JUNCTION CAP OPTIONS <b>STD CAP:</b> CAP - COH CORNER APPLICATION <b>TRIM:</b> *OPT:TRIM PACKAGE <b>PAINT:</b> PAINTED TRIM PKG <b>UPRIGHT:</b> UPRIGHT <b>METALLIC:</b> *UPRIGHT:METALLIC PAINT <b>4750:</b> CHAMPAGNE METALLIC Steelcase <b>Tag For</b> Permit Services, Admin COH 24	8	54.35	434.80
19	<b>TS724SHF</b> - Frame-Square, Horizontal package, 24W <b>BASIC:</b> 4750 CHAMPAGNE METALLIC <b>TC OPT:</b> *OPT:TOP CAP OPTIONS <b>OMIT CAP:</b> TOP CAP, OMITTED <b>CABLEOPT:</b> *OPT:CABLE TRAY OPTION <b>NO TRAY:</b> NO CABLE TRAY <b>BASE OPT:</b> *OPT:BASE TRIM OPTIONS <b>KO BOTH:</b> STD:KNOCKOUT BASE BOTH SIDES <b>TRAY OPT:</b> *OPT:BASE TRAY OPTION <b>NO TRAY:</b> NO BASE TRAY Steelcase <b>Tag For</b> Permit Services, Admin 24/42	10	61.00	610.00
20	<b>TS724SHF</b> - Frame-Square, Horizontal package, 24W	2	61.00	122.00

Accepted by \_\_\_\_\_ Title \_\_\_\_\_ Date \_\_\_\_\_



Headquarters  
2500 De La Cruz  
Santa Clara, CA 95050  
T. 669.800.2500  
oneworkplace.com

Description		Quantity	Unit Price	Extended Price
20	<b>BASIC:</b> 4750 CHAMPAGNE METALLIC <b>TC OPT:</b> *OPT:TOP CAP OPTIONS <b>STD CAP:</b> STD:Std Top Cap <b>CABLEOPT:</b> *OPT:CABLE TRAY OPTION <b>NO TRAY:</b> NO CABLE TRAY <b>BASE OPT:</b> *OPT:BASE TRIM OPTIONS <b>KO BOTH:</b> STD:KNOCKOUT BASE BOTH SIDES <b>TRAY OPT:</b> *OPT:BASE TRAY OPTION <b>NO TRAY:</b> NO BASE TRAY Steelcase <b>Tag For</b> Permit Services, Admin 24/66			
21	<b>TS72SSX -</b> Receptacle-System ground, Line 2, 3+1 <b>PLASTIC:</b> 6654 SAND <b>CSTMPOPT:</b> *OPT:Controlled Stamp Option <b>NOSTAMP:</b> STD:No Stamp Steelcase <b>Tag For</b> Permit Services, Admin	13	24.03	312.39
22	<b>TS73624TK -</b> Panel skin-Tackable acoustical, 36H x 24W <b>SURFACE:</b> 5G51 SABLE <b>FAB DIR:</b> *OPT:FABRIC DIRECTION <b>HORZ:</b> STD:HORIZONTAL APPLICATION Steelcase <b>Tag For</b> Permit Services, Admin	24	93.90	2,253.60
23	<b>TS73636TK -</b> Panel skin-Tackable acoustical, 36H x 36W <b>SURFACE:</b> 5G51 SABLE <b>FAB DIR:</b> *OPT:FABRIC DIRECTION <b>HORZ:</b> STD:HORIZONTAL APPLICATION Steelcase <b>Tag For</b> Permit Services, Admin	16	106.47	1,703.52
24	<b>TS73642TK -</b> Panel skin-Tackable acoustical, 36H x 42W <b>SURFACE:</b> 5G51 SABLE <b>FAB DIR:</b> *OPT:FABRIC DIRECTION <b>HORZ:</b> STD:HORIZONTAL APPLICATION Steelcase <b>Tag For</b> Permit Services, Admin	66	117.93	7,783.38



Headquarters  
2500 De La Cruz  
Santa Clara, CA 95050  
T. 669.800.2500  
oneworkplace.com

Description		Quantity	Unit Price	Extended Price
25	<b>TS73660TK</b> - Panel skin-Tackable acoustical, 36H x 60W <b>SURFACE:</b> 5G51 SABLE <b>FAB DIR:</b> *OPT:FABRIC DIRECTION <b>HORZ:</b> STD:HORIZONTAL APPLICATION Steelcase <b>Tag For</b> Permit Services, Admin	10	157.86	1,578.60
26	<b>TS736SHF</b> - Frame-Square, Horizontal package, 36W <b>BASIC:</b> 4750 CHAMPAGNE METALLIC <b>TC OPT:</b> *OPT:TOP CAP OPTIONS <b>STD CAP:</b> STD:Std Top Cap <b>CABLEOPT:</b> *OPT:CABLE TRAY OPTION <b>NO TRAY:</b> NO CABLE TRAY <b>BASE OPT:</b> *OPT:BASE TRIM OPTIONS <b>KO BOTH:</b> STD:KNOCKOUT BASE BOTH SIDES <b>TRAY OPT:</b> *OPT:BASE TRAY OPTION <b>NO TRAY:</b> NO BASE TRAY Steelcase <b>Tag For</b> Permit Services, Admin 36/66	8	69.50	556.00
27	<b>TS73SSX</b> - Receptacle-System ground, Line 3, 3+1 <b>PLASTIC:</b> 6654 SAND <b>CSTMPOPT:</b> *OPT:Controlled Stamp Option <b>NOSTAMP:</b> STD:No Stamp Steelcase <b>Tag For</b> Permit Services, Admin	10	24.03	240.30
28	<b>TS742SEPJ</b> - Junction-End of run, Square, 42H <b>TOP-CAP:</b> 4750 CHAMPAGNE METALLIC <b>UPRIGHT:</b> 4750 CHAMPAGNE METALLIC <b>TRIM:</b> *OPT:TRIM PACKAGE <b>PAINT:</b> STD:PAINTED TRIM PKG Steelcase <b>Tag For</b> Permit Services, Admin E42	10	78.75	787.50
29	<b>TS742SHF</b> - Frame-Square, Horizontal package, 42W <b>BASIC:</b> 4750 CHAMPAGNE METALLIC <b>TC OPT:</b> *OPT:TOP CAP OPTIONS <b>OMIT CAP:</b> TOP CAP, OMITTED	10	79.12	791.20



**Headquarters**  
 2500 De La Cruz  
 Santa Clara, CA 95050  
 T. 669.800.2500  
 oneworkplace.com






Description		Quantity	Unit Price	Extended Price
29	<div>CABLEOPT: *OPT:CABLE TRAY OPTION</div> <div>NO TRAY: NO CABLE TRAY</div> <div>BASE OPT: *OPT:BASE TRIM OPTIONS</div> <div>KO BOTH: STD:KNOCKOUT BASE BOTH SIDES</div> <div>TRAY OPT: *OPT:BASE TRAY OPTION</div> <div>NO TRAY: NO BASE TRAY</div> <div>Steelcase</div> <div>Tag For      Permit Services, Admin</div> <div>42/42</div>			
30	<div>TS742SHF - Frame-Square, Horizontal package, 42W</div> <div>BASIC: 4750 CHAMPAGNE METALLIC</div> <div>TC OPT: *OPT:TOP CAP OPTIONS</div> <div>STD CAP: STD:Std Top Cap</div> <div>CABLEOPT: *OPT:CABLE TRAY OPTION</div> <div>NO TRAY: NO CABLE TRAY</div> <div>BASE OPT: *OPT:BASE TRIM OPTIONS</div> <div>KO BOTH: STD:KNOCKOUT BASE BOTH SIDES</div> <div>TRAY OPT: *OPT:BASE TRAY OPTION</div> <div>NO TRAY: NO BASE TRAY</div> <div>Steelcase</div> <div>Tag For      Permit Services, Admin</div> <div>42/66</div>	23	79.12	1,819.76
31	<div>TS742SIPJ - Junction-In line, Square, 42H</div> <div>Steelcase</div> <div>Tag For      Permit Services, Admin</div> <div>I42</div>	8	51.02	408.16
32	<div>TS742SLPJ - Junction-L, Square, 42H</div> <div>TOP-CAP: 4750 CHAMPAGNE METALLIC</div> <div>UPRIGHT: 4750 CHAMPAGNE METALLIC</div> <div>TRIM: *OPT:TRIM PACKAGE</div> <div>PAINT: STD:PAINTED TRIM PKG</div> <div>Steelcase</div> <div>Tag For      Permit Services, Admin</div> <div>L42</div>	3	116.83	350.49
33	<div>TS760SHF - Frame-Square, Horizontal package, 60W</div> <div>BASIC: 4750 CHAMPAGNE METALLIC</div> <div>TC OPT: *OPT:TOP CAP OPTIONS</div> <div>OMIT CAP: TOP CAP, OMITTED</div>	3	104.26	312.78

Accepted by \_\_\_\_\_ Title \_\_\_\_\_ Date \_\_\_\_\_





Headquarters  
2500 De La Cruz  
Santa Clara, CA 95050  
T. 669.800.2500  
oneworkplace.com

Description		Quantity	Unit Price	Extended Price
33	<b>CABLEOPT:</b> *OPT:CABLE TRAY OPTION <b>NO TRAY:</b> NO CABLE TRAY <b>BASE OPT:</b> *OPT:BASE TRIM OPTIONS <b>KO BOTH:</b> STD:KNOCKOUT BASE BOTH SIDES <b>TRAY OPT:</b> *OPT:BASE TRAY OPTION <b>NO TRAY:</b> NO BASE TRAY Steelcase <b>Tag For</b> Permit Services, Admin 60/42			
34	<b>TS760SHF</b> - Frame-Square, Horizontal package, 60W <b>BASIC:</b> 4750 CHAMPAGNE METALLIC <b>TC OPT:</b> *OPT:TOP CAP OPTIONS <b>STD CAP:</b> STD:Std Top Cap <b>CABLEOPT:</b> *OPT:CABLE TRAY OPTION <b>NO TRAY:</b> NO CABLE TRAY <b>BASE OPT:</b> *OPT:BASE TRIM OPTIONS <b>KO BOTH:</b> STD:KNOCKOUT BASE BOTH SIDES <b>TRAY OPT:</b> *OPT:BASE TRAY OPTION <b>NO TRAY:</b> NO BASE TRAY Steelcase <b>Tag For</b> Permit Services, Admin 60/66	 2	104.26	208.52
35	<b>TS766SIPJ</b> - Junction-In line, Square, 66H Steelcase <b>Tag For</b> Permit Services, Admin I66	16	51.02	816.32
36	<b>TS766SLPJ</b> - Junction-L, Square, 66H <b>TOP-CAP:</b> 4750 CHAMPAGNE METALLIC <b>UPRIGHT:</b> 4750 CHAMPAGNE METALLIC <b>TRIM:</b> *OPT:TRIM PACKAGE <b>PAINT:</b> STD:PAINTED TRIM PKG Steelcase <b>Tag For</b> Permit Services, Admin L66	  3	116.83	350.49
37	<b>TS766STPJ</b> - Junction-T, Square, 66H <b>TOP-CAP:</b> 4750 CHAMPAGNE METALLIC <b>UPRIGHT:</b> 4750 CHAMPAGNE METALLIC <b>TRIM:</b> *OPT:TRIM PACKAGE	  6	116.83	700.98







**Headquarters**  
 2500 De La Cruz  
 Santa Clara, CA 95050  
 T. 669.800.2500  
 oneworkplace.com

Description		Quantity	Unit Price	Extended Price
<b>37</b>	<b>PAINT: STD:PAINTED TRIM PKG</b> Steelcase <b>Tag For</b> Permit Services, Admin T66			
<b>38</b>	<b>TS766SXPJ - Junction-X, Square, 66H</b> <b>TOP-CAP: 4750 CHAMPAGNE METALLIC</b> Steelcase <b>Tag For</b> Permit Services, Admin X66	3	110.91	332.73
<b>39</b>	<b>TS7PK36X - Kit-Power, 3+1, 36W</b> Steelcase <b>Tag For</b> Permit Services, Admin PK/36	8	118.30	946.40
<b>40</b>	<b>TS7PK42X - Kit-Power, 3+1, 42W</b> Steelcase <b>Tag For</b> Permit Services, Admin PK/42	19	118.30	2,247.70
<b>41</b>	<b>UCANT - Cantilever, On module application, 16W x 13D</b> <b>Basic Finish: METALLIC PAINT 4750 - CHAMPAGNE METALLIC</b> Steelcase <b>Tag For</b> Permit Services, Admin CANT	23	61.74	1,420.02
<b>42</b>	<b>UCC224242 - Worksurface-Corner, Plastic edge, Laminate, Curved, 23 1/2DL x 23 1/2DR x 41 1/2 WL x 41 1/2WR</b> <b>Edge Finish: PLASTIC 6654 - SAND</b> <b>Top Surface Finish: LAMINATE 2921 - GYPSUM MICRO</b> <b>Worksurface: SCALLOPS</b> Steelcase <b>Tag For</b> Permit Services, Admin 24/42/42/24	12	272.47	3,269.64
<b>43</b>	<b>UCL - C legs-Double post, Glides, 28 1/2H</b> <b>Leg Finish: METALLIC PAINT 4750 - CHAMPAGNE METALLIC</b> Steelcase <b>Tag For</b> Permit Services, Admin UCL	2	241.41	482.82
<b>44</b>	<b>UCS - Support-Corner</b> <b>Basic Finish: METALLIC PAINT 4750 - CHAMPAGNE METALLIC</b> Steelcase	1	92.06	92.06










**Headquarters**  
2500 De La Cruz  
Santa Clara, CA 95050  
T. 669.800.2500  
oneworkplace.com

Description		Quantity	Unit Price	Extended Price
44	<b>Tag For</b> Permit Services, Admin CS			
45	<b>USSBR - Bracket-Side support</b> Steelcase <b>Tag For</b> Permit Services, Admin SS	6	22.18	133.08
46	<b>USWS - Worksurface-Straight, Laminate, Plastic edge profile</b> <b>Size:</b> Modular <b>Depth:</b> 24.00000 <b>Width:</b> 36.00000 <b>Top Surface Finish:</b> Micro HPL 2921 - GYPSUM MICRO  <b>Grain Direction:</b> No Grain Direction <b>Edge Finish:</b> Plastic - PG1 6654 - SAND  <b>Power Access:</b> No Power Access <b>Scallop:</b> No Scallop <b>Grommet:</b> No Grommet <b>Cord Drop:</b> With Cord Drop <b>Depth - Cord Drop:</b> 23.50000 Steelcase <b>Tag For</b> Permit Services, Admin 24/36	13	121.26	1,576.38
47	<b>USWS - Worksurface-Straight, Laminate, Plastic edge profile</b> <b>Size:</b> Modular <b>Depth:</b> 24.00000 <b>Width:</b> 42.00000 <b>Top Surface Finish:</b> Micro HPL 2921 - GYPSUM MICRO  <b>Grain Direction:</b> No Grain Direction <b>Edge Finish:</b> Plastic - PG1 6654 - SAND  <b>Power Access:</b> No Power Access <b>Scallop:</b> No Scallop <b>Grommet:</b> No Grommet <b>Cord Drop:</b> With Cord Drop <b>Depth - Cord Drop:</b> 23.50000 Steelcase <b>Tag For</b> Permit Services, Admin 24/42	11	131.61	1,447.71
48	<b>USWS - Worksurface-Straight, Laminate, Plastic edge profile</b> <b>Size:</b> Modular	1	197.79	197.79

Accepted by \_\_\_\_\_ Title \_\_\_\_\_ Date \_\_\_\_\_
























Headquarters  
2500 De La Cruz  
Santa Clara, CA 95050  
T. 669.800.2500  
oneworkplace.com

Description		Quantity	Unit Price	Extended Price
48	<b>Depth:</b> 24.00000 <b>Width:</b> 66.00000 <b>Top Surface Finish:</b> Micro HPL 2921 - GYPSUM MICRO  <b>Grain Direction:</b> No Grain Direction <b>Edge Finish:</b> Plastic - PG1 6654 - SAND  <b>Power Access:</b> No Power Access <b>Scallop:</b> With Scallop <b>Grommet:</b> No Grommet <b>Cord Drop:</b> With Cord Drop <b>Depth - Cord Drop:</b> 23.50000 Steelcase <b>Tag For</b> Permit Services, Admin 24/66			
50	<b>ZB1R4SGH</b> - Receptacle-System ground, Line 4, 4 circuit, 3+1 <b>PLASTIC:</b> 6654 SAND  <b>CSTMPOPT:</b> *OPT:Controlled Stamp Option <b>NOSTAMP:</b> STD:No Stamp Steelcase <b>Tag For</b> Permit Services, Admin	1	42.94	42.94
51	<b>TS766SEPJ</b> - Junction-End of run, Square, 66H <b>TOP-CAP:</b> 4750 CHAMPAGNE METALLIC  <b>UPRIGHT:</b> 4750 CHAMPAGNE METALLIC  Steelcase	6	78.75	472.50
52	<b>TS724UPHXN</b> - Power infeed-Multipurpose, 3+1, Non PVC, 24L in ft Steelcase	2	286.89	573.78
53	<b>TS766SLUP</b> - Utility pole-L and in line, Square, 66H <b>TOP-CAP:</b> 4750 CHAMPAGNE METALLIC  <b>UPRIGHT:</b> 4750 CHAMPAGNE METALLIC  Steelcase	2	412.59	825.18
<b>Sub Total</b>				65,612.20
Tax calculated at time of Invoicing				0.00
<b>Total</b>				<b>65,612.20</b>
Permit Services, Inspections				



**Headquarters**  
2500 De La Cruz  
Santa Clara, CA 95050  
T. 669.800.2500  
oneworkplace.com

**Quotation 757893****Page 15 / 46 (cont'd)**

Description	Quantity	Unit Price	Extended Price
<b>Subsection Finish Summary</b>			
F1 F1 - Platinum			
FC3 FC3 - Ash			
SLV Silver	No Image Available		
Panel			
4750 CHAMPAGNE METALLIC			
Connector			
4750 CHAMPAGNE METALLIC			
4750 CHAMPAGNE METALLIC			
Panel Accessory			
6654 SAND			
Tile or Screen			
4750 CHAMPAGNE METALLIC			
5G51 SABLE			
4750 CHAMPAGNE METALLIC			
Worksurface			
2921 2921 - Gypsum Micro			
2921 2921 - Gypsum Micro			
6654 6654 - Sand			
6654 6654 - Sand			
Freestanding Storage			
4750 4750 - CHAMPAGNE METALLIC			
4750 4750 - CHAMPAGNE METALLIC			
9211 9211 - NICKEL			
Pedestal			
4750 4750 - Champagne Metallic			
9201 9201 - Polished Chrome			
Seating			
5F17 BLACK			
6205 BLACK			
Miscellaneous			
9201 9201 - Polished Chrome			
<b>54 EDGE - Edge Series Single Monitor Arm w/ desk clamp &amp; grommet mount (weight capacity 6.5 - 17.6 lbs)</b>	12	204.75	2,457.00

Accepted by \_\_\_\_\_ Title \_\_\_\_\_ Date \_\_\_\_\_



**Headquarters**  
 2500 De La Cruz  
 Santa Clara, CA 95050  
 T. 669.800.2500  
 oneworkplace.com

Description		Quantity	Unit Price	Extended Price
<b>54</b>	<b>Finish:</b> <b>SLV:</b> Silver FELLOWESIN <b>Tag For</b> Permit Services, Inspections EDGE			
<b>55</b>	<b>HAT2-HI-L-SI</b> - Adjustable Height Table Base, 3 Stage, Rectangular, 2 leg for tops (24"-30"D) X (46"-72"W), T-Foot, Silver HUMANACTIV <b>Tag For</b> Permit Services, Inspections HAT2-HI-L-SI	5	543.54	2,717.70
<b>56</b>	<b>HAT3-HI-L-7272-LH</b> - Adjustable Height Table Base, 3 Stage, L Unit, 3 leg for tops (24"-30"D) X (48"-84/48"-84"), T-Foot, Silver HUMANACTIV <b>Tag For</b> Permit Services, Inspections HAT3-HI-L-7272-LH	1	815.73	815.73
<b>57</b>	<b>3FSNLINEAR</b> - AMQ 3F Screens Linear <b>Width:</b> 28.00000 <b>Height:</b> 18.00000 <b>Screen Finish:</b> Verve FC3 - Ash AMQSolutio <b>Tag For</b> Permit Services, Inspections PS/18/28	8	78.73	629.84
<b>58</b>	<b>3FSNTOPMOUNTBKT</b> - AMQ 3F Screens Top Mount Bracket <b>Bracket Finish:</b> Paint F1 - Platinum AMQSolutio <b>Tag For</b> Permit Services, Inspections	8	36.20	289.60
<b>59</b>	<b>LOCKFR</b> - FIELD INSTALLED LOCK PLUGS & KEYS, FR <b>Lock Finish:</b> Polished Chrome 9201 - POLISHED CHROME <b>Key:</b> KEY SPECIFIC 9-339 1-340 Steelcase <b>Tag For</b> Permit Services, Inspections	10	N/C	N/C
<b>60</b>	<b>RBC15423A</b> - Bookcase, 2 adjustable shelves, 15D x 42W x 40H <b>Basic Finish:</b> METALLIC PAINT 4750 - CHAMPAGNE METALLIC <b>Top:</b> 1" STEEL TOP <b>Door:</b> None Steelcase	5	699.35	3,496.75



Headquarters  
2500 De La Cruz  
Santa Clara, CA 95050  
T. 669.800.2500  
oneworkplace.com

Description		Quantity	Unit Price	Extended Price
60	<b>Tag For</b> Permit Services, Inspections BC/3/42			
61	<b>RPM2421CF</b> - Pedestal-Mobile, 1 box / 1 file, Flush steel front, 22 5/8D <b>Basic Finish:</b> METALLIC PAINT 4750 - CHAMPAGNE METALLIC <b>Lock Finish:</b> POLISHED CHROME 9201 - POLISHED CHROME <b>Key:</b> KEY PLUG <b>Top:</b> 1/8 INCH HIGH STEEL <b>Drawer:</b> FULL DRAWER <b>File Drawer Accessories:</b> DRAWERS WITH RAILS <b>Pull:</b> INTEGRAL PULL <b>Office Set:</b> None Steelcase <b>Tag For</b> Permit Services, Inspections MBF/23	1	535.70	535.70
62	<b>RPM2421CF</b> - Pedestal-Mobile, 1 box / 1 file, Flush steel front, 22 5/8D <b>Basic Finish:</b> METALLIC PAINT 4750 - CHAMPAGNE METALLIC <b>Lock Finish:</b> POLISHED CHROME 9201 - POLISHED CHROME <b>Key:</b> KEY RANDOM <b>Top:</b> 1/8 INCH HIGH STEEL <b>Drawer:</b> FULL DRAWER <b>File Drawer Accessories:</b> DRAWERS WITH RAILS <b>Pull:</b> INTEGRAL PULL <b>Office Set:</b> None Steelcase <b>Tag For</b> Permit Services, Inspections MBF/23	5	535.70	2,678.50
63	<b>TS2LOCKERCUB1B</b> - Locker-Single, Cubby <b>Width:</b> 12.00000 <b>Height:</b> 52.00000 <b>Storage Finish:</b> Smooth Metallic 4750 - CHAMPAGNE METALLIC <b>Pull:</b> Handle <b>Pull Finish:</b> Nickel 9211 - NICKEL <b>Hinge Location:</b> Right <b>Lock Options:</b> Standard Key Plug	1	578.97	578.97



Headquarters  
2500 De La Cruz  
Santa Clara, CA 95050  
T. 669.800.2500  
oneworkplace.com

Description		Quantity	Unit Price	Extended Price
63	Steelcase Tag For Permit Services, Inspections TSLK/S/12/52			
64	<b>TS2LOCKERCUB2B</b> - Locker-Double, Cubby <b>Height:</b> 52.00000 <b>Storage Finish:</b> Smooth Metallic 4750 - CHAMPAGNE METALLIC <b>Pull:</b> Handle <b>Pull Finish:</b> Nickel 9211 - NICKEL <b>Hinge Location:</b> Right <b>Lock Options:</b> Standard Key Plug Steelcase Tag For Permit Services, Inspections TSLK/D/24/52	1	1,038.69	1,038.69
65	<b>4821410</b> - Amia; Chair, Upholstered, Arms <b>PLASTIC:</b> 6205 BLACK <b>UPHLSTRY:</b> 5F17 BLACK <b>ARMS:</b> *OPT:ARM OPTIONS <b>H/W/P/D:</b> STD:H/W/P/D ARMS <b>SEAT HGT:</b> *OPT:BASE ASSY HEIGHT RANGE <b>5" RANGE:</b> STD:5" PNEU SEAT HEIGHT RANGE <b>BASE OPT:</b> *OPT:BASE OPTION <b>PLASTIC:</b> STD:PLASTIC BASE <b>CASTERS:</b> CASTERS <b>HARD CST:</b> STD:HARD CASTERS Steelcase Tag For Permit Services, Inspections AMIA	5	670.99	3,354.95
66	<b>TS71236SFG</b> - Screen-Frameless glass, Square trim, Clip, 12H x 36W <b>BRACKET:</b> 4750 CHAMPAGNE METALLIC <b>TC OPT:</b> *OPT:TOP CAP OPTIONS <b>STD CAP:</b> STANDARD TOP CAP <b>TOP-CAP:</b> TOP CAP <b>METALLIC:</b> *TOP-CAP:METALLIC PAINT <b>4750:</b> CHAMPAGNE METALLIC <b>GLAS OPT:</b> *OPT:GLASS OPTIONS <b>FRMLS GL:</b> STD:GLASS OPTION	2	319.05	638.10





**Headquarters**  
2500 De La Cruz  
Santa Clara, CA 95050  
T. 669.800.2500  
oneworkplace.com

Description		Quantity	Unit Price	Extended Price
66	Steelcase <b>Tag For</b> Permit Services, Inspections FG/36-C			
67	<b>TS71242SFG</b> - Screen-Frameless glass, Square trim, Clip, 12H x 42W <b>BRACKET:</b> 4750 CHAMPAGNE METALLIC <b>TC OPT:</b> *OPT:TOP CAP OPTIONS <b>STD CAP:</b> STANDARD TOP CAP <b>TOP-CAP:</b> TOP CAP <b>METALLIC:</b> *TOP-CAP:METALLIC PAINT <b>4750:</b> CHAMPAGNE METALLIC <b>GLAS OPT:</b> *OPT:GLASS OPTIONS <b>FRMLS GL:</b> STD:GLASS OPTION Steelcase <b>Tag For</b> Permit Services, Inspections FG/42-C	1	340.49	340.49
68	<b>TS71248SFG</b> - Screen-Frameless glass, Square trim, Clip, 12H x 48W <b>BRACKET:</b> 4750 CHAMPAGNE METALLIC <b>TC OPT:</b> *OPT:TOP CAP OPTIONS <b>COH1SLIM:</b> Std COH Top Cap - 1 End Slim <b>TOP-CAP:</b> TOP CAP <b>METALLIC:</b> *TOP-CAP:METALLIC PAINT <b>4750:</b> CHAMPAGNE METALLIC <b>GLAS OPT:</b> *OPT:GLASS OPTIONS <b>FRMLS GL:</b> STD:GLASS OPTION Steelcase <b>Tag For</b> Permit Services, Inspections FG/48-C	1	361.57	361.57
69	<b>TS71248SFG</b> - Screen-Frameless glass, Square trim, Clip, 12H x 48W <b>BRACKET:</b> 4750 CHAMPAGNE METALLIC <b>TC OPT:</b> *OPT:TOP CAP OPTIONS <b>STD CAP:</b> STANDARD TOP CAP <b>TOP-CAP:</b> TOP CAP <b>METALLIC:</b> *TOP-CAP:METALLIC PAINT <b>4750:</b> CHAMPAGNE METALLIC <b>GLAS OPT:</b> *OPT:GLASS OPTIONS <b>FRMLS GL:</b> STD:GLASS OPTION	1	358.98	358.98

Accepted by \_\_\_\_\_ Title \_\_\_\_\_ Date \_\_\_\_\_



Headquarters  
2500 De La Cruz  
Santa Clara, CA 95050  
T. 669.800.2500  
oneworkplace.com

Description		Quantity	Unit Price	Extended Price
69	Steelcase Tag For Permit Services, Inspections FG/48-C			
70	TS71SSX - Receptacle-System ground, Line 1, 3+1 PLASTIC: 6654 SAND CSTMPOPT: *OPT:Controlled Stamp Option NOSTAMP: STD:No Stamp Steelcase Tag For Permit Services, Inspections	4	24.03	96.12
71	TS73636TK - Panel skin-Tackable acoustical, 36H x 36W SURFACE: 5G51 SABLE FAB DIR: *OPT:FABRIC DIRECTION HORZ: STD:HORIZONTAL APPLICATION Steelcase Tag For Permit Services, Inspections	4	106.47	425.88
72	TS73642TK - Panel skin-Tackable acoustical, 36H x 42W SURFACE: 5G51 SABLE FAB DIR: *OPT:FABRIC DIRECTION HORZ: STD:HORIZONTAL APPLICATION Steelcase Tag For Permit Services, Inspections	2	117.93	235.86
73	TS73648TK - Panel skin-Tackable acoustical, 36H x 48W SURFACE: 5G51 SABLE FAB DIR: *OPT:FABRIC DIRECTION HORZ: STD:HORIZONTAL APPLICATION Steelcase Tag For Permit Services, Inspections	4	137.16	548.64
74	TS736SHF - Frame-Square, Horizontal package, 36W BASIC: 4750 CHAMPAGNE METALLIC TC OPT: *OPT:TOP CAP OPTIONS OMIT CAP: TOP CAP, OMITTED CABLEOPT: *OPT:CABLE TRAY OPTION NO TRAY: NO CABLE TRAY BASE OPT: *OPT:BASE TRIM OPTIONS KO BOTH: STD:KNOCKOUT BASE BOTH SIDES TRAY OPT: *OPT:BASE TRAY OPTION NO TRAY: NO BASE TRAY	2	69.50	139.00





**Headquarters**  
2500 De La Cruz  
Santa Clara, CA 95050  
T. 669.800.2500  
oneworkplace.com

Description		Quantity	Unit Price	Extended Price
74	Steelcase <b>Tag For</b> Permit Services, Inspections 36/42			
75	<b>TS742SEPJ</b> - Junction-End of run, Square, 42H <b>TOP-CAP:</b> 4750 CHAMPAGNE METALLIC <b>UPRIGHT:</b> 4750 CHAMPAGNE METALLIC <b>TRIM:</b> *OPT:TRIM PACKAGE <b>PAINT:</b> STD:PAINTED TRIM PKG Steelcase <b>Tag For</b> Permit Services, Inspections E42	1	78.75	78.75
76	<b>TS742SHF</b> - Frame-Square, Horizontal package, 42W <b>BASIC:</b> 4750 CHAMPAGNE METALLIC <b>TC OPT:</b> *OPT:TOP CAP OPTIONS <b>OMIT CAP:</b> TOP CAP, OMITTED <b>CABLEOPT:</b> *OPT:CABLE TRAY OPTION <b>NO TRAY:</b> NO CABLE TRAY <b>BASE OPT:</b> *OPT:BASE TRIM OPTIONS <b>KO BOTH:</b> STD:KNOCKOUT BASE BOTH SIDES <b>TRAY OPT:</b> *OPT:BASE TRAY OPTION <b>NO TRAY:</b> NO BASE TRAY Steelcase <b>Tag For</b> Permit Services, Inspections 42/42	1	79.12	79.12
77	<b>TS742SIPJ</b> - Junction-In line, Square, 42H Steelcase <b>Tag For</b> Permit Services, Inspections I42	3	51.02	153.06
78	<b>TS742SLPJ</b> - Junction-L, Square, 42H <b>TOP-CAP:</b> 4750 CHAMPAGNE METALLIC <b>UPRIGHT:</b> 4750 CHAMPAGNE METALLIC <b>TRIM:</b> *OPT:TRIM PACKAGE <b>PAINT:</b> STD:PAINTED TRIM PKG Steelcase <b>Tag For</b> Permit Services, Inspections L42	1	116.83	116.83
79	<b>TS748SHF</b> - Frame-Square, Horizontal package, 48W <b>BASIC:</b> 4750 CHAMPAGNE METALLIC	2	82.44	164.88

Accepted by \_\_\_\_\_ Title \_\_\_\_\_ Date \_\_\_\_\_



Headquarters  
2500 De La Cruz  
Santa Clara, CA 95050  
T. 669.800.2500  
oneworkplace.com

Description		Quantity	Unit Price	Extended Price
79	<b>TC OPT: *OPT:TOP CAP OPTIONS</b> <b>OMIT CAP: TOP CAP, OMITTED</b> <b>CABLEOPT: *OPT:CABLE TRAY OPTION</b> <b>NO TRAY: NO CABLE TRAY</b> <b>BASE OPT: *OPT:BASE TRIM OPTIONS</b> <b>KO BOTH: STD:KNOCKOUT BASE BOTH SIDES</b> <b>TRAY OPT: *OPT:BASE TRAY OPTION</b> <b>NO TRAY: NO BASE TRAY</b> Steelcase <b>Tag For</b> Permit Services, Inspections 48/42			
80	<b>TS7PK42X - Kit-Power, 3+1, 42W</b> Steelcase <b>Tag For</b> Permit Services, Inspections PK/42	1	118.30	118.30
81	<b>TS7PK48X - Kit-Power, 3+1, 48W</b> Steelcase <b>Tag For</b> Permit Services, Inspections PK/48	2	118.30	236.60
82	<b>TS7WKSPT48 - Reinforcing channel, 48W</b> Steelcase <b>Tag For</b> Permit Services, Inspections RC/48	1	28.84	28.84
83	<b>UEC2282R - Worksurface-Extended corner, Plastic edge, Laminate, Curved, Right hand, 23 1/2D L x 23 1/2DR x 47 1/2WL x 71 1/2WR</b> <b>Edge Finish: PLASTIC 6654 - SAND</b>  <b>Top Surface Finish: LAMINATE 2921 - GYPSUM MICRO</b>  <b>Worksurface: OMIT SCALLOPS</b> Steelcase <b>Tag For</b> Permit Services, Inspections 24/48/72/24	1	483.94	483.94
84	<b>UFB - Bracket-Flush mount</b> Steelcase <b>Tag For</b> Permit Services, Inspections FMB	1	15.16	15.16
85	<b>USWS - Worksurface-Straight, Laminate, Plastic edge profile</b> <b>Size: Modular</b> <b>Depth: 24.00000</b> <b>Width: 36.00000</b>	1	121.26	121.26























**Headquarters**  
 2500 De La Cruz  
 Santa Clara, CA 95050  
 T. 669.800.2500  
 oneworkplace.com

Description		Quantity	Unit Price	Extended Price
85	<b>Top Surface Finish:</b> Micro HPL 2921 - GYPSUM MICRO <b>Grain Direction:</b> No Grain Direction <b>Edge Finish:</b> Plastic - PG1 6654 - SAND <b>Power Access:</b> No Power Access <b>Scallop:</b> No Scallop <b>Grommet:</b> No Grommet <b>Cord Drop:</b> With Cord Drop <b>Depth - Cord Drop:</b> 23.50000 Steelcase <b>Tag For</b> Permit Services, Inspections 24/36			
86	<b>USWS - Worksurface-Straight, Laminate, Plastic edge profile</b> <b>Size:</b> Parametric <b>Depth:</b> 29.00000 <b>Width:</b> 60.00000 <b>Top Surface Finish:</b> Micro HPL 2921 - GYPSUM MICRO <b>Grain Direction:</b> No Grain Direction <b>Edge Finish:</b> Plastic - PG1 6654 - SAND <b>Power Access:</b> No Power Access <b>Scallop:</b> No Scallop <b>Grommet:</b> No Grommet <b>Cord Drop:</b> With Cord Drop <b>Depth - Cord Drop:</b> 28.50000 Steelcase <b>Tag For</b> Permit Services, Inspections 29/60	5	176.35	881.75
<b>Sub Total</b>				24,216.56
Tax calculated at time of Invoicing				0.00
<b>Total</b>				<b>24,216.56</b>
Permit Services, Offices				

Accepted by \_\_\_\_\_ Title \_\_\_\_\_ Date \_\_\_\_\_







Headquarters  
2500 De La Cruz  
Santa Clara, CA 95050  
T. 669.800.2500  
oneworkplace.com

Description		Quantity	Unit Price	Extended Price
<b>Subsection Finish Summary</b>				
SLV Silver		No Image Available		
Panel				
4750 CHAMPAGNE METALLIC				
Connector				
4750 CHAMPAGNE METALLIC				
4750 CHAMPAGNE METALLIC				
Tile or Screen				
5G51 SABLE				
Worksurface				
2921 2921 - Gypsum Micro				
2921 2921 - Gypsum Micro				
2HCN 2HCN - Clay Noce				
6654 6654 - Sand				
6654 6654 - Sand				
66WU 66WU - Clay				
Support or Bracket				
4750 4750 - Champagne Metallic				
4750 4750 - Champagne Metallic				
Pedestal				
4750 4750 - Champagne Metallic				
9201 9201 - Polished Chrome				
Seating				
5025 GRAPHITE				
5F17 BLACK				
5S25 GRAPHITE				
6205 BLACK				
6249 PLATINUM SOLID				
Miscellaneous				
9201 9201 - Polished Chrome				
87	<b>EDGE</b> - Edge Series Single Monitor Arm w/ desk clamp & grommet mount (weight capacity 6.5 - 17.6 lbs) <b>Finish:</b> <b>SLV:</b> Silver	10	204.75	2,047.50










**Headquarters**  
 2500 De La Cruz  
 Santa Clara, CA 95050  
 T. 669.800.2500  
 oneworkplace.com

Description		Quantity	Unit Price	Extended Price
87	<b>FELLOWESIN</b> <b>Tag For</b> Permit Services, Offices EDGE			
88	<b>HAT2-HI-L-SI</b> - Adjustable Height Table Base, 3 Stage, Rectangular, 2 leg for tops (24"-30"D) X (46"-72"W), T-Foot, Silver HUMANACTIV <b>Tag For</b> Permit Services, Offices HAT2-HI-L-SI	2	543.54	1,087.08
89	<b>HAT3-Hi-L-7272-LH</b> - Adjustable Height Table Base, 3 Stage, L Unit, 3 leg for tops (24"-30"D) X (48"-84/48"-84"), T-Foot, Silver HUMANACTIV <b>Tag For</b> Permit Services, Offices HAT3-Hi-L-7272-LH	3	815.73	2,447.19
90	<b>LOCKFR</b> - FIELD INSTALLED LOCK PLUGS & KEYS, FR <b>Lock Finish:</b> Polished Chrome 9201 - POLISHED CHROME  <b>Key:</b> KEY SPECIFIC 2-343 Steelcase <b>Tag For</b> Permit Services, Offices	2	N/C	N/C
91	<b>RPM2421CF</b> - Pedestal-Mobile, 1 box / 1 file, Flush steel front, 22 5/8D <b>Basic Finish:</b> METALLIC PAINT 4750 - CHAMPAGNE  METALLIC <b>Lock Finish:</b> POLISHED CHROME 9201 - POLISHED  CHROME <b>Key:</b> KEY RANDOM <b>Top:</b> 1/8 INCH HIGH STEEL <b>Drawer:</b> FULL DRAWER <b>File Drawer Accessories:</b> DRAWERS WITH RAILS <b>Pull:</b> INTEGRAL PULL <b>Office Set:</b> None Steelcase <b>Tag For</b> Permit Services, Offices MBF/23	2	535.70	1,071.40
92	<b>RPM2427AF</b> - Pedestal-Mobile, 2 box / 1 file, Drawer, Flush steel front, 22 5/8D <b>Basic Finish:</b> METALLIC PAINT 4750 - CHAMPAGNE  METALLIC <b>Lock Finish:</b> POLISHED CHROME 9201 - POLISHED  CHROME <b>Key:</b> KEY PLUG <b>Top:</b> 1/8 INCH HIGH STEEL	1	595.59	595.59

Accepted by \_\_\_\_\_ Title \_\_\_\_\_ Date \_\_\_\_\_



**Headquarters**  
 2500 De La Cruz  
 Santa Clara, CA 95050  
 T. 669.800.2500  
 oneworkplace.com

Description		Quantity	Unit Price	Extended Price	
92	<p><b>Drawer:</b> FULL DRAWER</p> <p><b>File Drawer Accessories:</b> DRAWERS WITH RAILS</p> <p><b>Pull:</b> INTEGRAL PULL</p> <p><b>Office Set:</b> None</p> <p>Steelcase</p> <p><b>Tag For</b>      Permit Services, Offices                          MBBF/23</p>				
93	<p><b>RPM2427BF</b> - Pedestal-Mobile, 2 file, Flush steel front, 22 5/8D</p> <p><b>Basic Finish:</b> METALLIC PAINT 4750 - CHAMPAGNE METALLIC</p> <p><b>Lock Finish:</b> POLISHED CHROME 9201 - POLISHED CHROME</p> <p><b>Key:</b> KEY PLUG</p> <p><b>Top:</b> 1/8 INCH HIGH STEEL</p> <p><b>File Drawer Accessories:</b> DRAWERS WITH RAILS</p> <p><b>Pull:</b> INTEGRAL PULL</p> <p><b>Lock:</b> SINGLE LOCK</p> <p><b>Office Set:</b> None</p> <p>Steelcase</p> <p><b>Tag For</b>      Permit Services, Offices                          MFF/23</p>	<div></div> <div></div>	1	585.97	585.97
94	<p><b>434111</b> - cobi; Chair, Swivel base, Fixed arm</p> <p><b>BACK:</b> 5025 GRAPHITE</p> <p><b>PLASTIC:</b> 6249 PLATINUM SOLID</p> <p><b>UPHLSTRY:</b> 5S25 GRAPHITE</p> <p><b>CASTERS:</b> *OPT:CASTERS</p> <p><b>HARD CST:</b> STD:HARD CASTERS</p> <p>Steelcase</p> <p><b>Tag For</b>      Permit Services, Offices                          COBI</p>	<div></div> <div></div> <div></div>	6	579.60	3,477.60
95	<p><b>4821410</b> - Amia; Chair, Upholstered, Arms</p> <p><b>PLASTIC:</b> 6205 BLACK</p> <p><b>UPHLSTRY:</b> 5F17 BLACK</p> <p><b>ARMS:</b> *OPT:ARM OPTIONS</p> <p><b>H/W/P/D:</b> STD:H/W/P/D ARMS</p> <p><b>SEAT HGT:</b> *OPT:BASE ASSY HEIGHT RANGE</p> <p><b>5" RANGE:</b> STD:5" PNEU SEAT HEIGHT RANGE</p> <p><b>BASE OPT:</b> *OPT:BASE OPTION</p>	<div></div> <div></div>	2	670.99	1,341.98





Headquarters  
2500 De La Cruz  
Santa Clara, CA 95050  
T. 669.800.2500  
oneworkplace.com

Description		Quantity	Unit Price	Extended Price
95	<b>PLASTIC: STD:PLASTIC BASE</b> <b>CASTERS: CASTERS</b> <b>HARD CST: STD:HARD CASTERS</b> Steelcase <b>Tag For</b> Permit Services, Offices AMIA			
96	<b>BFRR3672 - Table-Rectangle, 36D x 72W</b> <b>Edge Finish: PLASTIC - PG1 66WU - CLAY</b> <b>Top Surface Finish: LAMINATE 2HCN - Clay Noce</b> <b>Reinforced Channel: NO REINFORCING CHANNEL</b> Steelcase <b>Tag For</b> Permit Services, Offices 36/72	1	423.68	423.68
97	<b>BT26 - Base-T, 26W</b> <b>Base Finish: METALLIC PAINT 4750 - CHAMPAGNE METALLIC</b> <b>Column Finish: METALLIC PAINT 4750 - CHAMPAGNE METALLIC</b> Steelcase <b>Tag For</b> Permit Services, Offices TB	2	189.66	379.32
98	<b>TS72430TK - Panel skin-Tackable acoustical, 24H x 30W</b> <b>SURFACE: 5G51 SABLE</b> <b>FAB DIR: *OPT:FABRIC DIRECTION</b> <b>HORZ: STD:HORIZONTAL APPLICATION</b> Steelcase <b>Tag For</b> Permit Services, Offices	8	69.13	553.04
99	<b>TS72436TK - Panel skin-Tackable acoustical, 24H x 36W</b> <b>SURFACE: 5G51 SABLE</b> <b>FAB DIR: *OPT:FABRIC DIRECTION</b> <b>HORZ: STD:HORIZONTAL APPLICATION</b> Steelcase <b>Tag For</b> Permit Services, Offices	4	72.09	288.36
100	<b>TS730SHF - Frame-Square, Horizontal package, 30W</b> <b>BASIC: 4750 CHAMPAGNE METALLIC</b> <b>TC OPT: *OPT:TOP CAP OPTIONS</b> <b>STD CAP: STD:Std Top Cap</b> <b>CABLEOPT: *OPT:CABLE TRAY OPTION</b> <b>NO TRAY: NO CABLE TRAY</b>	4	65.81	263.24



Headquarters  
2500 De La Cruz  
Santa Clara, CA 95050  
T. 669.800.2500  
oneworkplace.com

Description		Quantity	Unit Price	Extended Price
100	<b>BASE OPT: *OPT:BASE TRIM OPTIONS</b> <b>KO BOTH: STD:KNOCKOUT BASE BOTH SIDES</b> <b>TRAY OPT: *OPT:BASE TRAY OPTION</b> <b>NO TRAY: NO BASE TRAY</b> Steelcase <b>Tag For</b> Permit Services, Offices 30/66			
101	<b>TS73630TK - Panel skin-Tackable acoustical, 36H x 30W</b> <b>SURFACE: 5G51 SABLE</b> <b>FAB DIR: *OPT:FABRIC DIRECTION</b> <b>HORZ: STD:HORIZONTAL APPLICATION</b> Steelcase <b>Tag For</b> Permit Services, Offices	8	99.82	798.56
102	<b>TS73636TK - Panel skin-Tackable acoustical, 36H x 36W</b> <b>SURFACE: 5G51 SABLE</b> <b>FAB DIR: *OPT:FABRIC DIRECTION</b> <b>HORZ: STD:HORIZONTAL APPLICATION</b> Steelcase <b>Tag For</b> Permit Services, Offices	4	106.47	425.88
103	<b>TS7363SHF - Frame-Square, Horizontal package, 36W</b> <b>BASIC: 4750 CHAMPAGNE METALLIC</b> <b>TC OPT: *OPT:TOP CAP OPTIONS</b> <b>STD CAP: STD:Std Top Cap</b> <b>CABLEOPT: *OPT:CABLE TRAY OPTION</b> <b>NO TRAY: NO CABLE TRAY</b> <b>BASE OPT: *OPT:BASE TRIM OPTIONS</b> <b>KO BOTH: STD:KNOCKOUT BASE BOTH SIDES</b> <b>TRAY OPT: *OPT:BASE TRAY OPTION</b> <b>NO TRAY: NO BASE TRAY</b> Steelcase <b>Tag For</b> Permit Services, Offices 36/66	2	69.50	139.00
104	<b>TS766SEPJ - Junction-End of run, Square, 66H</b> <b>TOP-CAP: 4750 CHAMPAGNE METALLIC</b> <b>UPRIGHT: 4750 CHAMPAGNE METALLIC</b> <b>TRIM: *OPT:TRIM PACKAGE</b> <b>PAINT: STD:PAINTED TRIM PKG</b>	2	78.75	157.50









**Headquarters**  
 2500 De La Cruz  
 Santa Clara, CA 95050  
 T. 669.800.2500  
 oneworkplace.com

Description		Quantity	Unit Price	Extended Price
<b>104</b>	Steelcase <b>Tag For</b> Permit Services, Offices E66			
<b>105</b>	<b>TS766SIPJ</b> - Junction-In line, Square, 66H Steelcase <b>Tag For</b> Permit Services, Offices I66	2	51.02	102.04
<b>106</b>	<b>TS766SLPJ</b> - Junction-L, Square, 66H <b>TOP-CAP:</b> 4750 CHAMPAGNE METALLIC <b>UPRIGHT:</b> 4750 CHAMPAGNE METALLIC <b>TRIM:</b> *OPT:TRIM PACKAGE <b>PAINT:</b> STD:PAINTED TRIM PKG Steelcase <b>Tag For</b> Permit Services, Offices L66	2	116.83	233.66
<b>107</b>	<b>TS766WPJ</b> - Junction-Wall start, 66H Steelcase <b>Tag For</b> Permit Services, Offices WS66	2	122.74	245.48
<b>108</b>	<b>TS7WKSPT48</b> - Reinforcing channel, 48W Steelcase <b>Tag For</b> Permit Services, Offices RC/48	2	28.84	57.68
<b>109</b>	<b>UEC2202L</b> - Worksurface-Extended corner, Plastic edge, Laminate, Curved, Left hand, 23 1/2DL x 23 1/2DR x 59 1/2WL x 41 1/2WR <b>Edge Finish:</b> PLASTIC 6654 - SAND <b>Top Surface Finish:</b> LAMINATE 2921 - GYPSUM MICRO <b>Worksurface:</b> OMIT SCALLOPS Steelcase <b>Tag For</b> Permit Services, Offices 24/60/42/24	1	401.86	401.86
<b>110</b>	<b>UEC2228L</b> - Worksurface-Extended corner, Plastic edge, Laminate, Curved, Left hand, 23 1/2DL x 23 1/2DR x 71 1/2WL x 47 1/2WR <b>Edge Finish:</b> PLASTIC 6654 - SAND <b>Top Surface Finish:</b> LAMINATE 2921 - GYPSUM MICRO <b>Worksurface:</b> OMIT SCALLOPS Steelcase <b>Tag For</b> Permit Services, Offices 24/72/48/24	1	483.94	483.94
<b>111</b>	<b>UEC2282R</b> - Worksurface-Extended corner, Plastic edge, Laminate,	1	483.94	483.94



Headquarters  
2500 De La Cruz  
Santa Clara, CA 95050  
T. 669.800.2500  
oneworkplace.com

Description		Quantity	Unit Price	Extended Price
111	<p>Curved, Right hand, 23 1/2D L x 23 1/2DR x 47 1/2WL x 71 1/2WR</p> <p><b>Edge Finish:</b> PLASTIC 6654 - SAND </p> <p><b>Top Surface Finish:</b> LAMINATE 2921 - GYPSUM MICRO </p> <p><b>Worksurface:</b> OMIT SCALLOPS</p> <p>Steelcase</p> <p><b>Tag For</b> Permit Services, Offices 24/48/72/24</p>			
112	<p><b>UFB</b> - Bracket-Flush mount</p> <p>Steelcase</p> <p><b>Tag For</b> Permit Services, Offices FMB</p>	3	15.16	45.48
113	<p><b>USWS</b> - Worksurface-Straight, Laminate, Plastic edge profile</p> <p><b>Size:</b> Modular</p> <p><b>Depth:</b> 24.00000</p> <p><b>Width:</b> 24.00000</p> <p><b>Top Surface Finish:</b> Micro HPL 2921 - GYPSUM MICRO </p> <p><b>Grain Direction:</b> No Grain Direction</p> <p><b>Edge Finish:</b> Plastic - PG1 6654 - SAND </p> <p><b>Power Access:</b> No Power Access</p> <p><b>Scallop:</b> No Scallop</p> <p><b>Grommet:</b> No Grommet</p> <p><b>Cord Drop:</b> With Cord Drop</p> <p><b>Depth - Cord Drop:</b> 23.50000</p> <p>Steelcase</p> <p><b>Tag For</b> Permit Services, Offices 24/24</p>	2	107.21	214.42
114	<p><b>USWS</b> - Worksurface-Straight, Laminate, Plastic edge profile</p> <p><b>Size:</b> Modular</p> <p><b>Depth:</b> 24.00000</p> <p><b>Width:</b> 30.00000</p> <p><b>Top Surface Finish:</b> Micro HPL 2921 - GYPSUM MICRO </p> <p><b>Grain Direction:</b> No Grain Direction</p> <p><b>Edge Finish:</b> Plastic - PG1 6654 - SAND </p> <p><b>Power Access:</b> No Power Access</p> <p><b>Scallop:</b> No Scallop</p> <p><b>Grommet:</b> No Grommet</p> <p><b>Cord Drop:</b> With Cord Drop</p> <p><b>Depth - Cord Drop:</b> 23.50000</p>	1	115.72	115.72






















Headquarters  
2500 De La Cruz  
Santa Clara, CA 95050  
T. 669.800.2500  
oneworkplace.com

Description		Quantity	Unit Price	Extended Price
114	Steelcase Tag For Permit Services, Offices 24/30			
115	USWS - Worksurface-Straight, Laminate, Plastic edge profile Size: Parametric Depth: 29.00000 Width: 60.00000 Top Surface Finish: Micro HPL 2921 - GYPSUM MICRO Grain Direction: No Grain Direction Edge Finish: Plastic - PG1 6654 - SAND Power Access: No Power Access Scalloped: No Scalloped Grommet: No Grommet Cord Drop: With Cord Drop Depth - Cord Drop: 28.50000 Steelcase Tag For Permit Services, Offices 29/60	2	176.35	352.70
Sub Total				18,819.81
Tax calculated at time of Invoicing				0.00
Total				18,819.81
Permit Services, Plan Chkrs				



**Headquarters**  
2500 De La Cruz  
Santa Clara, CA 95050  
T. 669.800.2500  
oneworkplace.com






**Quotation 757893****Page 32 / 46 (cont'd)**

Description	Quantity	Unit Price	Extended Price
<b>Subsection Finish Summary</b>			
SLV Silver	No Image Available		
Panel			
4750 CHAMPAGNE METALLIC			
Connector			
4750 CHAMPAGNE METALLIC			
4750 CHAMPAGNE METALLIC			
4750 CHAMPAGNE METALLIC			
Panel Accessory			
6654 SAND			
Tile or Screen			
4750 CHAMPAGNE METALLIC			
5G51 SABLE			
4750 CHAMPAGNE METALLIC			
Worksurface			
2921 2921 - Gypsum Micro			
2921 2921 - Gypsum Micro			
6654 6654 - Sand			
6654 6654 - Sand			
Support or Bracket			
4750 4750 - Champagne Metallic			
Freestanding Storage			
4750 4750 - CHAMPAGNE METALLIC			
Pedestal			
4750 4750 - Champagne Metallic			
9201 9201 - Polished Chrome			
Seating			
5F17 BLACK			
6205 BLACK			
Miscellaneous			
9201 9201 - Polished Chrome			
<b>116 EDGE - Edge Series Single Monitor Arm w/ desk clamp &amp; grommet mount (weight capacity 6.5 - 17.6 lbs)</b>	12	204.75	2,457.00
<b>Finish:</b>			

Accepted by \_\_\_\_\_ Title \_\_\_\_\_ Date \_\_\_\_\_



**Headquarters**  
 2500 De La Cruz  
 Santa Clara, CA 95050  
 T. 669.800.2500  
 oneworkplace.com

Description		Quantity	Unit Price	Extended Price
<b>116</b>	<b>SLV:</b> Silver FELLOWESIN <b>Tag For</b> Permit Services, Plan Chkrs EDGE			
<b>117</b>	<b>HAT3-Hi-L-7272-LH</b> - Adjustable Height Table Base, 3 Stage, L Unit, 3 leg for tops (24"-30"D) X (48"-84/48"-84"), T-Foot, Silver HUMANA CTIV <b>Tag For</b> Permit Services, Plan Chkrs HAT3-Hi-L-7272-LH	6	815.73	4,894.38
<b>118</b>	<b>LOCKFR</b> - FIELD INSTALLED LOCK PLUGS & KEYS, FR <b>Lock Finish:</b> Polished Chrome 9201 - POLISHED CHROME  <b>Key:</b> KEY SPECIFIC 2-341 2-342 Steelcase <b>Tag For</b> Permit Services, Plan Chkrs	4	N/C	N/C
<b>119</b>	<b>RBC15363A</b> - Bookcase, 2 adjustable shelves, 15D x 36W x 40H <b>Basic Finish:</b> METALLIC PAINT 4750 - CHAMPAGNE  METALLIC <b>Top:</b> 1" STEEL TOP <b>Door:</b> None Steelcase <b>Tag For</b> Permit Services, Plan Chkrs BC/3/36	1	626.59	626.59
<b>120</b>	<b>RBC15423A</b> - Bookcase, 2 adjustable shelves, 15D x 42W x 40H <b>Basic Finish:</b> METALLIC PAINT 4750 - CHAMPAGNE  METALLIC <b>Top:</b> 1" STEEL TOP <b>Door:</b> None Steelcase <b>Tag For</b> Permit Services, Plan Chkrs BC/3/42	2	699.35	1,398.70
<b>121</b>	<b>RPCW</b> - Counterweight-Pedestal Steelcase <b>Tag For</b> Permit Services, Plan Chkrs CW	2	83.92	167.84
<b>122</b>	<b>RPF2427BF</b> - Pedestal-Fixed, 2 file, Flush steel front, 22 5/8D x 15W x 27H <b>Basic Finish:</b> METALLIC PAINT 4750 - CHAMPAGNE  METALLIC <b>Lock Finish:</b> POLISHED CHROME 9201 - POLISHED  CHROME	2	390.03	780.06



**Headquarters**  
 2500 De La Cruz  
 Santa Clara, CA 95050  
 T. 669.800.2500  
 oneworkplace.com

Description		Quantity	Unit Price	Extended Price
<b>122</b>	<b>Key:</b> KEY PLUG <b>File Drawer Accessories:</b> DRAWERS WITH RAILS <b>Pull:</b> INTEGRAL PULL <b>Lock:</b> SINGLE LOCK <b>Office Set:</b> None Steelcase <b>Tag For</b> Permit Services, Plan Chkrs FF/2/23			
<b>123</b>	<b>RPM2421CF</b> - Pedestal-Mobile, 1 box / 1 file, Flush steel front, 22 5/8D <b>Basic Finish:</b> METALLIC PAINT 4750 - CHAMPAGNE METALLIC <b>Lock Finish:</b> POLISHED CHROME 9201 - POLISHED CHROME <b>Key:</b> KEY PLUG <b>Top:</b> 1/8 INCH HIGH STEEL <b>Drawer:</b> FULL DRAWER <b>File Drawer Accessories:</b> DRAWERS WITH RAILS <b>Pull:</b> INTEGRAL PULL <b>Office Set:</b> None Steelcase <b>Tag For</b> Permit Services, Plan Chkrs MBF/23	2	535.70	1,071.40
<b>124</b>	<b>RPM2421CF</b> - Pedestal-Mobile, 1 box / 1 file, Flush steel front, 22 5/8D <b>Basic Finish:</b> METALLIC PAINT 4750 - CHAMPAGNE METALLIC <b>Lock Finish:</b> POLISHED CHROME 9201 - POLISHED CHROME <b>Key:</b> KEY RANDOM <b>Top:</b> 1/8 INCH HIGH STEEL <b>Drawer:</b> FULL DRAWER <b>File Drawer Accessories:</b> DRAWERS WITH RAILS <b>Pull:</b> INTEGRAL PULL <b>Office Set:</b> None Steelcase <b>Tag For</b> Permit Services, Plan Chkrs MBF/23	4	535.70	2,142.80
<b>125</b>	<b>4821410</b> - Amia; Chair, Upholstered, Arms <b>PLASTIC:</b> 6205 BLACK	6	670.99	4,025.94

Accepted by \_\_\_\_\_ Title \_\_\_\_\_ Date \_\_\_\_\_





**Headquarters**  
 2500 De La Cruz  
 Santa Clara, CA 95050  
 T. 669.800.2500  
 oneworkplace.com

Description		Quantity	Unit Price	Extended Price
125	<div>UPHLSTRY: 5F17 BLACK</div> <div>ARMS: *OPT:ARM OPTIONS</div> <div>H/W/P/D: STD:H/W/P/D ARMS</div> <div>SEAT HGT: *OPT:BASE ASSY HEIGHT RANGE</div> <div>5" RANGE: STD:5" PNEU SEAT HEIGHT RANGE</div> <div>BASE OPT: *OPT:BASE OPTION</div> <div>PLASTIC: STD:PLASTIC BASE</div> <div>CASTERS: CASTERS</div> <div>HARD CST: STD:HARD CASTERS</div> <div>Steelcase</div> <div>Tag For      Permit Services, Plan Chkrs AMIA</div>	<div></div>		
126	<div>TS71230SFG - Screen-Frameless glass, Square trim, Clip, 12H x 30W</div> <div>BRACKET: 4750 CHAMPAGNE METALLIC</div> <div>TC OPT: *OPT:TOP CAP OPTIONS</div> <div>STD CAP: STANDARD TOP CAP</div> <div>TOP-CAP: TOP CAP</div> <div>METALLIC: *TOP-CAP:METALLIC PAINT</div> <div>4750: CHAMPAGNE METALLIC</div> <div>GLAS OPT: *OPT:GLASS OPTIONS</div> <div>FRMLS GL: STD:GLASS OPTION</div> <div>Steelcase</div> <div>Tag For      Permit Services, Plan Chkrs FG/30-C</div>	<div>1</div>	295.76	295.76
127	<div>TS71236SFG - Screen-Frameless glass, Square trim, Clip, 12H x 36W</div> <div>BRACKET: 4750 CHAMPAGNE METALLIC</div> <div>TC OPT: *OPT:TOP CAP OPTIONS</div> <div>STD CAP: STANDARD TOP CAP</div> <div>TOP-CAP: TOP CAP</div> <div>METALLIC: *TOP-CAP:METALLIC PAINT</div> <div>4750: CHAMPAGNE METALLIC</div> <div>GLAS OPT: *OPT:GLASS OPTIONS</div> <div>FRMLS GL: STD:GLASS OPTION</div> <div>Steelcase</div> <div>Tag For      Permit Services, Plan Chkrs FG/36-C</div>	<div>8</div>	319.05	2,552.40



**Headquarters**  
2500 De La Cruz  
Santa Clara, CA 95050  
T. 669.800.2500  
oneworkplace.com

Description		Quantity	Unit Price	Extended Price
128	<b>TS71242SFG</b> - Screen-Frameless glass, Square trim, Clip, 12H x 42W <b>BRACKET:</b> 4750 CHAMPAGNE METALLIC <b>TC OPT:</b> *OPT:TOP CAP OPTIONS <b>COH1SLIM:</b> Std COH Top Cap - 1 End Slim <b>TOP-CAP:</b> TOP CAP <b>METALLIC:</b> *TOP-CAP:METALLIC PAINT <b>4750:</b> CHAMPAGNE METALLIC <b>GLAS OPT:</b> *OPT:GLASS OPTIONS <b>FRMLS GL:</b> STD:GLASS OPTION Steelcase <b>Tag For</b> Permit Services, Plan Chkrs FG/42-C	1	343.08	343.08
129	<b>TS71242SFG</b> - Screen-Frameless glass, Square trim, Clip, 12H x 42W <b>BRACKET:</b> 4750 CHAMPAGNE METALLIC <b>TC OPT:</b> *OPT:TOP CAP OPTIONS <b>STD CAP:</b> STANDARD TOP CAP <b>TOP-CAP:</b> TOP CAP <b>METALLIC:</b> *TOP-CAP:METALLIC PAINT <b>4750:</b> CHAMPAGNE METALLIC <b>GLAS OPT:</b> *OPT:GLASS OPTIONS <b>FRMLS GL:</b> STD:GLASS OPTION Steelcase <b>Tag For</b> Permit Services, Plan Chkrs FG/42-C	4	340.49	1,361.96
130	<b>TS712SCHS</b> - Trim-Change of height, Square, Slim, 12H <b>TOP-CAP:</b> 4750 CHAMPAGNE METALLIC <b>JUNCTION:</b> *OPT:JUNCTION CAP OPTIONS <b>STD CAP:</b> CAP - COH CORNER APPLICATION <b>TRIM:</b> *OPT:TRIM PACKAGE <b>PAINT:</b> PAINTED TRIM PKG <b>UPRIGHT:</b> UPRIGHT <b>METALLIC:</b> *UPRIGHT:METALLIC PAINT <b>4750:</b> CHAMPAGNE METALLIC Steelcase <b>Tag For</b> Permit Services, Plan Chkrs COH 12	5	48.06	240.30

Accepted by \_\_\_\_\_ Title \_\_\_\_\_ Date \_\_\_\_\_



**Headquarters**  
 2500 De La Cruz  
 Santa Clara, CA 95050  
 T. 669.800.2500  
 oneworkplace.com

Description		Quantity	Unit Price	Extended Price
131	<b>TS71SSX</b> - Receptacle-System ground, Line 1, 3+1 <b>PLASTIC:</b> 6654 SAND <b>CSTMPOPT:</b> *OPT:Controlled Stamp Option <b>NOSTAMP:</b> STD:No Stamp Steelcase <b>Tag For</b> Permit Services, Plan Chkrs	5	24.03	120.15
132	<b>TS72436TK</b> - Panel skin-Tackable acoustical, 24H x 36W <b>SURFACE:</b> 5G51 SABLE <b>FAB DIR:</b> *OPT:FABRIC DIRECTION <b>HORZ:</b> STD:HORIZONTAL APPLICATION Steelcase <b>Tag For</b> Permit Services, Plan Chkrs	6	72.09	432.54
133	<b>TS724SCHS</b> - Trim-Change of height, Square, Slim, 24H <b>TOP-CAP:</b> 4750 CHAMPAGNE METALLIC <b>JUNCTION:</b> *OPT:JUNCTION CAP OPTIONS <b>STD CAP:</b> CAP - COH CORNER APPLICATION <b>TRIM:</b> *OPT:TRIM PACKAGE <b>PAINT:</b> PAINTED TRIM PKG <b>UPRIGHT:</b> UPRIGHT <b>METALLIC:</b> *UPRIGHT:METALLIC PAINT <b>4750:</b> CHAMPAGNE METALLIC Steelcase <b>Tag For</b> Permit Services, Plan Chkrs COH 24	1	54.35	54.35
134	<b>TS72SSX</b> - Receptacle-System ground, Line 2, 3+1 <b>PLASTIC:</b> 6654 SAND <b>CSTMPOPT:</b> *OPT:Controlled Stamp Option <b>NOSTAMP:</b> STD:No Stamp Steelcase <b>Tag For</b> Permit Services, Plan Chkrs	4	24.03	96.12
135	<b>TS730SEPJ</b> - Junction-End of run, Square, 30H <b>TOP-CAP:</b> 4750 CHAMPAGNE METALLIC <b>UPRIGHT:</b> 4750 CHAMPAGNE METALLIC <b>TRIM:</b> *OPT:TRIM PACKAGE <b>PAINT:</b> STD:PAINTED TRIM PKG Steelcase	3	78.75	236.25



**Headquarters**  
2500 De La Cruz  
Santa Clara, CA 95050  
T. 669.800.2500  
oneworkplace.com

Description		Quantity	Unit Price	Extended Price
135	<b>Tag For</b> Permit Services, Plan Chkrs E30			
136	<b>TS730SHF</b> - Frame-Square, Horizontal package, 30W <b>BASIC:</b> 4750 CHAMPAGNE METALLIC <b>TC OPT:</b> *OPT:TOP CAP OPTIONS <b>OMIT CAP:</b> TOP CAP, OMITTED <b>CABLEOPT:</b> *OPT:CABLE TRAY OPTION <b>NO TRAY:</b> NO CABLE TRAY <b>BASE OPT:</b> *OPT:BASE TRIM OPTIONS <b>KO BOTH:</b> STD:KNOCKOUT BASE BOTH SIDES <b>TRAY OPT:</b> *OPT:BASE TRAY OPTION <b>NO TRAY:</b> NO BASE TRAY Steelcase <b>Tag For</b> Permit Services, Plan Chkrs 30/42	1	65.81	65.81
137	<b>TS730SHF</b> - Frame-Square, Horizontal package, 30W <b>BASIC:</b> 4750 CHAMPAGNE METALLIC <b>TC OPT:</b> *OPT:TOP CAP OPTIONS <b>COH1SLIM:</b> Std COH Top Cap - 1 End Slim <b>CABLEOPT:</b> *OPT:CABLE TRAY OPTION <b>NO TRAY:</b> NO CABLE TRAY <b>BASE OPT:</b> *OPT:BASE TRIM OPTIONS <b>KO BOTH:</b> STD:KNOCKOUT BASE BOTH SIDES <b>TRAY OPT:</b> *OPT:BASE TRAY OPTION <b>NO TRAY:</b> NO BASE TRAY Steelcase <b>Tag For</b> Permit Services, Plan Chkrs 30/42s	1	68.39	68.39
138	<b>TS730SHF</b> - Frame-Square, Horizontal package, 30W <b>BASIC:</b> 4750 CHAMPAGNE METALLIC <b>TC OPT:</b> *OPT:TOP CAP OPTIONS <b>STD CAP:</b> STD:Std Top Cap <b>CABLEOPT:</b> *OPT:CABLE TRAY OPTION <b>NO TRAY:</b> NO CABLE TRAY <b>BASE OPT:</b> *OPT:BASE TRIM OPTIONS <b>KO BOTH:</b> STD:KNOCKOUT BASE BOTH SIDES <b>TRAY OPT:</b> *OPT:BASE TRAY OPTION	1	65.81	65.81

Accepted by \_\_\_\_\_ Title \_\_\_\_\_ Date \_\_\_\_\_



**Headquarters**  
 2500 De La Cruz  
 Santa Clara, CA 95050  
 T. 669.800.2500  
 oneworkplace.com

Description		Quantity	Unit Price	Extended Price
<b>138</b>	<b>NO TRAY: NO BASE TRAY</b> Steelcase <b>Tag For</b> Permit Services, Plan Chkrs 30/54			
<b>139</b>	<b>TS73630TK</b> - Panel skin-Tackable acoustical, 36H x 30W <b>SURFACE:</b> 5G51 SABLE <b>FAB DIR:</b> *OPT:FABRIC DIRECTION <b>HORZ:</b> STD:HORIZONTAL APPLICATION Steelcase <b>Tag For</b> Permit Services, Plan Chkrs	4	99.82	399.28
<b>140</b>	<b>TS73636TK</b> - Panel skin-Tackable acoustical, 36H x 36W <b>SURFACE:</b> 5G51 SABLE <b>FAB DIR:</b> *OPT:FABRIC DIRECTION <b>HORZ:</b> STD:HORIZONTAL APPLICATION Steelcase <b>Tag For</b> Permit Services, Plan Chkrs	16	106.47	1,703.52
<b>141</b>	<b>TS73642TK</b> - Panel skin-Tackable acoustical, 36H x 42W <b>SURFACE:</b> 5G51 SABLE <b>FAB DIR:</b> *OPT:FABRIC DIRECTION <b>HORZ:</b> STD:HORIZONTAL APPLICATION Steelcase <b>Tag For</b> Permit Services, Plan Chkrs	10	117.93	1,179.30
<b>142</b>	<b>TS736SHF</b> - Frame-Square, Horizontal package, 36W <b>BASIC:</b> 4750 CHAMPAGNE METALLIC <b>TC OPT:</b> *OPT:TOP CAP OPTIONS <b>COH1SLIM:</b> Std COH Top Cap - 1 End Slim <b>CABLEOPT:</b> *OPT:CABLE TRAY OPTION <b>NO TRAY:</b> NO CABLE TRAY <b>BASE OPT:</b> *OPT:BASE TRIM OPTIONS <b>KO BOTH:</b> STD:KNOCKOUT BASE BOTH SIDES <b>TRAY OPT:</b> *OPT:BASE TRAY OPTION <b>NO TRAY:</b> NO BASE TRAY Steelcase <b>Tag For</b> Permit Services, Plan Chkrs 36/30s	3	72.09	216.27
<b>143</b>	<b>TS736SHF</b> - Frame-Square, Horizontal package, 36W <b>BASIC:</b> 4750 CHAMPAGNE METALLIC	8	69.50	556.00

Accepted by \_\_\_\_\_ Title \_\_\_\_\_ Date \_\_\_\_\_



**Headquarters**  
2500 De La Cruz  
Santa Clara, CA 95050  
T. 669.800.2500  
oneworkplace.com

Description		Quantity	Unit Price	Extended Price
143	<b>TC OPT: *OPT:TOP CAP OPTIONS</b> <b>OMIT CAP: TOP CAP, OMITTED</b> <b>CABLEOPT: *OPT:CABLE TRAY OPTION</b> <b>NO TRAY: NO CABLE TRAY</b> <b>BASE OPT: *OPT:BASE TRIM OPTIONS</b> <b>KO BOTH: STD:KNOCKOUT BASE BOTH SIDES</b> <b>TRAY OPT: *OPT:BASE TRAY OPTION</b> <b>NO TRAY: NO BASE TRAY</b> Steelcase <b>Tag For</b> Permit Services, Plan Chkrs 36/42			
144	<b>TS736SHF - Frame-Square, Horizontal package, 36W</b> <b>BASIC: 4750 CHAMPAGNE METALLIC</b> <b>TC OPT: *OPT:TOP CAP OPTIONS</b> <b>STD CAP: STD:Std Top Cap</b> <b>CABLEOPT: *OPT:CABLE TRAY OPTION</b> <b>NO TRAY: NO CABLE TRAY</b> <b>BASE OPT: *OPT:BASE TRIM OPTIONS</b> <b>KO BOTH: STD:KNOCKOUT BASE BOTH SIDES</b> <b>TRAY OPT: *OPT:BASE TRAY OPTION</b> <b>NO TRAY: NO BASE TRAY</b> Steelcase <b>Tag For</b> Permit Services, Plan Chkrs 36/54	1	69.50	69.50
145	<b>TS742SEPJ - Junction-End of run, Square, 42H</b> <b>TOP-CAP: 4750 CHAMPAGNE METALLIC</b> <b>UPRIGHT: 4750 CHAMPAGNE METALLIC</b> <b>TRIM: *OPT:TRIM PACKAGE</b> <b>PAINT: STD:PAINTED TRIM PKG</b> Steelcase <b>Tag For</b> Permit Services, Plan Chkrs E42	7	78.75	551.25
146	<b>TS742SHF - Frame-Square, Horizontal package, 42W</b> <b>BASIC: 4750 CHAMPAGNE METALLIC</b> <b>TC OPT: *OPT:TOP CAP OPTIONS</b> <b>OMIT CAP: TOP CAP, OMITTED</b> <b>CABLEOPT: *OPT:CABLE TRAY OPTION</b>	5	79.12	395.60

Accepted by \_\_\_\_\_ Title \_\_\_\_\_ Date \_\_\_\_\_



Headquarters  
2500 De La Cruz  
Santa Clara, CA 95050  
T. 669.800.2500  
oneworkplace.com

Description		Quantity	Unit Price	Extended Price
146	<div>NO TRAY: NO CABLE TRAY</div> <div>BASE OPT: *OPT:BASE TRIM OPTIONS</div> <div>KO BOTH: STD:KNOCKOUT BASE BOTH SIDES</div> <div>TRAY OPT: *OPT:BASE TRAY OPTION</div> <div>NO TRAY: NO BASE TRAY</div> <div>Steelcase</div> <div>Tag For      Permit Services, Plan Chkrs</div> <div>42/42</div>			
147	<div>TS742SHF - Frame-Square, Horizontal package, 42W</div> <div>BASIC: 4750 CHAMPAGNE METALLIC</div> <div>TC OPT: *OPT:TOP CAP OPTIONS</div> <div>STD CAP: STD:Std Top Cap</div> <div>CABLEOPT: *OPT:CABLE TRAY OPTION</div> <div>NO TRAY: NO CABLE TRAY</div> <div>BASE OPT: *OPT:BASE TRIM OPTIONS</div> <div>KO BOTH: STD:KNOCKOUT BASE BOTH SIDES</div> <div>TRAY OPT: *OPT:BASE TRAY OPTION</div> <div>NO TRAY: NO BASE TRAY</div> <div>Steelcase</div> <div>Tag For      Permit Services, Plan Chkrs</div> <div>42/54</div>	<div>5</div> <div></div>	<div>79.12</div>	<div>395.60</div>
148	<div>TS742SIPJ - Junction-In line, Square, 42H</div> <div>Steelcase</div> <div>Tag For      Permit Services, Plan Chkrs</div> <div>142</div>	<div>6</div>	<div>51.02</div>	<div>306.12</div>
149	<div>TS742SLPJ - Junction-L, Square, 42H</div> <div>TOP-CAP: 4750 CHAMPAGNE METALLIC</div> <div>UPRIGHT: 4750 CHAMPAGNE METALLIC</div> <div>TRIM: *OPT:TRIM PACKAGE</div> <div>PAINT: STD:PAINTED TRIM PKG</div> <div>Steelcase</div> <div>Tag For      Permit Services, Plan Chkrs</div> <div>L42</div>	<div>3</div> <div></div>	<div>116.83</div>	<div>350.49</div>
150	<div>TS742STPJ - Junction-T, Square, 42H</div> <div>TOP-CAP: 4750 CHAMPAGNE METALLIC</div> <div>UPRIGHT: 4750 CHAMPAGNE METALLIC</div> <div>TRIM: *OPT:TRIM PACKAGE</div> <div>PAINT: STD:PAINTED TRIM PKG</div>	<div>1</div> <div></div>	<div>116.83</div>	<div>116.83</div>



**Headquarters**  
 2500 De La Cruz  
 Santa Clara, CA 95050  
 T. 669.800.2500  
 oneworkplace.com







Description		Quantity	Unit Price	Extended Price
<b>150</b>	Steelcase <b>Tag For</b> Permit Services, Plan Chkrs T42			
<b>151</b>	<b>TS742WPJ</b> - Junction-Wall start, 42H Steelcase <b>Tag For</b> Permit Services, Plan Chkrs WS42	2	122.74	245.48
<b>152</b>	<b>TS74830TK</b> - Panel skin-Tackable acoustical, 48H x 30W <b>SURFACE:</b> 5G51 SABLE <b>FAB DIR:</b> *OPT:FABRIC DIRECTION <b>HORZ:</b> STD:HORIZONTAL APPLICATION Steelcase <b>Tag For</b> Permit Services, Plan Chkrs	2	103.89	207.78
<b>153</b>	<b>TS74836TK</b> - Panel skin-Tackable acoustical, 48H x 36W <b>SURFACE:</b> 5G51 SABLE <b>FAB DIR:</b> *OPT:FABRIC DIRECTION <b>HORZ:</b> STD:HORIZONTAL APPLICATION Steelcase <b>Tag For</b> Permit Services, Plan Chkrs	2	112.02	224.04
<b>154</b>	<b>TS74842TK</b> - Panel skin-Tackable acoustical, 48H x 42W <b>SURFACE:</b> 5G51 SABLE <b>FAB DIR:</b> *OPT:FABRIC DIRECTION <b>HORZ:</b> STD:HORIZONTAL APPLICATION Steelcase <b>Tag For</b> Permit Services, Plan Chkrs	10	122.74	1,227.40
<b>155</b>	<b>TS754SIPJ</b> - Junction-In line, Square, 54H Steelcase <b>Tag For</b> Permit Services, Plan Chkrs I54	5	51.02	255.10
<b>156</b>	<b>TS754SLPJ</b> - Junction-L, Square, 54H <b>TOP-CAP:</b> 4750 CHAMPAGNE METALLIC <b>UPRIGHT:</b> 4750 CHAMPAGNE METALLIC <b>TRIM:</b> *OPT:TRIM PACKAGE <b>PAINT:</b> STD:PAINTED TRIM PKG Steelcase <b>Tag For</b> Permit Services, Plan Chkrs L54	1	116.83	116.83
<b>157</b>	<b>TS754STPJ</b> - Junction-T, Square, 54H	2	116.83	233.66

Accepted by \_\_\_\_\_ Title \_\_\_\_\_ Date \_\_\_\_\_








Headquarters  
2500 De La Cruz  
Santa Clara, CA 95050  
T. 669.800.2500  
oneworkplace.com

Description		Quantity	Unit Price	Extended Price
157	<b>TOP-CAP:</b> 4750 CHAMPAGNE METALLIC  <b>UPRIGHT:</b> 4750 CHAMPAGNE METALLIC  <b>TRIM:</b> *OPT:TRIM PACKAGE <b>PAINT:</b> STD:PAINTED TRIM PKG Steelcase <b>Tag For</b> Permit Services, Plan Chkrs T54			
158	<b>TS76BPX</b> - Power infeed, 3+1, 6L in ft <b>PLASTIC:</b> 6654 SAND  Steelcase <b>Tag For</b> Permit Services, Plan Chkrs BPI/6	2	147.51	295.02
159	<b>TS7PK30X</b> - Kit-Power, 3+1, 30W Steelcase <b>Tag For</b> Permit Services, Plan Chkrs PK/30	2	118.30	236.60
160	<b>TS7PK36X</b> - Kit-Power, 3+1, 36W Steelcase <b>Tag For</b> Permit Services, Plan Chkrs PK/36	4	118.30	473.20
161	<b>TS7PK42X</b> - Kit-Power, 3+1, 42W Steelcase <b>Tag For</b> Permit Services, Plan Chkrs PK/42	8	118.30	946.40
162	<b>UCL</b> - C legs-Double post, Glides, 28 1/2H <b>Leg Finish:</b> METALLIC PAINT 4750 - CHAMPAGNE METALLIC  Steelcase <b>Tag For</b> Permit Services, Plan Chkrs UCL	2	241.41	482.82
163	<b>UEC2262L</b> - Worksurface-Extended corner, Plastic edge, Laminate, Curved, Left hand, 23 1/2DL x 23 1/2DR x 65 1/2WL x 41 1/2WR <b>Edge Finish:</b> PLASTIC 6654 - SAND  <b>Top Surface Finish:</b> LAMINATE 2921 - GYPSUM MICRO  <b>Worksurface:</b> OMIT SCALLOPS Steelcase <b>Tag For</b> Permit Services, Plan Chkrs 24/66/42/24	6	439.94	2,639.64
164	<b>UFB</b> - Bracket-Flush mount Steelcase	6	15.16	90.96



Headquarters  
2500 De La Cruz  
Santa Clara, CA 95050  
T. 669.800.2500  
oneworkplace.com

Description		Quantity	Unit Price	Extended Price
164	<b>Tag For</b> Permit Services, Plan Chkrs FMB			
165	<b>USWS - Worksurface-Straight, Laminate, Plastic edge profile</b> <b>Size:</b> Modular <b>Depth:</b> 24.00000 <b>Width:</b> 30.00000 <b>Top Surface Finish:</b> Micro HPL 2921 - GYPSUM MICRO  <b>Grain Direction:</b> No Grain Direction <b>Edge Finish:</b> Plastic - PG1 6654 - SAND  <b>Power Access:</b> No Power Access <b>Scallop:</b> No Scallop <b>Grommet:</b> No Grommet <b>Cord Drop:</b> With Cord Drop <b>Depth - Cord Drop:</b> 23.50000 Steelcase <b>Tag For</b> Permit Services, Plan Chkrs 24/30	6	115.72	694.32
166	<b>USWS - Worksurface-Straight, Laminate, Plastic edge profile</b> <b>Size:</b> Modular <b>Depth:</b> 24.00000 <b>Width:</b> 54.00000 <b>Top Surface Finish:</b> Micro HPL 2921 - GYPSUM MICRO  <b>Grain Direction:</b> No Grain Direction <b>Edge Finish:</b> Plastic - PG1 6654 - SAND  <b>Power Access:</b> No Power Access <b>Scallop:</b> With Scallop <b>Grommet:</b> No Grommet <b>Cord Drop:</b> With Cord Drop <b>Depth - Cord Drop:</b> 23.50000 Steelcase <b>Tag For</b> Permit Services, Plan Chkrs 24/54	2	167.10	334.20
<b>Sub Total</b>				38,440.84
Tax calculated at time of Invoicing				0.00
<b>Total</b>				<b>38,440.84</b>
167	<b>FREIGHT - HAT freight</b> HUMANACTIV	1T	598.10	598.10



Headquarters  
2500 De La Cruz  
Santa Clara, CA 95050  
T. 669.800.2500  
oneworkplace.com

Description		Quantity	Unit Price	Extended Price
168	TARIFF SURCHARGE - HAT tariff surcharge HUMANACTIV	1	598.10	598.10
169	TARIFF SURCHARGE - Steelcase tariff surcharge Steelcase	1	6,064.38	6,064.38
170	TARIFF SURCHARGE - AMQ tariff surcharge AMQSolutio	1	49.70	49.70
171	PROJECT MANAGEMENT - PM hours ONWORKPLA	33	127.00	4,191.00
173	25090133T - Labor to RDI (1) paneled 6-Pack, (1) 4-Pack, (6) single cubicle's, (5) Offices and (1) Conf. Rm. (26) fixed pedestals, (22) amia chairs, (1) storage cabinet, (94) panels, (42) glass, (12) fixed corner worksurfaces, (37) fixed straight worksurfaces, (34) single monitor arms, (7) HAT straights, (10) HAT corner, (8) AMQ screens, (8) bookcases, (16) mobile pedestal, (2) lockers, (6) cobi chairs, (1) 72" table w/2 bases, (2) power infeed, (4) wall starts.  All to occur in one phase during normal business hours - prevailing wage Wall Mounts / Floor Anchors (Yes/No): Y - Standard Drywall ONWORKPLA	1T	31,546.81	31,546.81

Quotation Totals			
Sub Total			190,137.50
Tax calculated at time of Invoicing			0.00
FreightCommonCarrier			64.30
AssemblyLabor			3,391.28
Grand Total			193,593.08

Select Images are provided as a preliminary color and type representation and should not be used for final color and product selection.  
Due to individual computer/monitor/printer settings: color, texture, pattern, size and feature rendering may vary from the actual sample.  
For accuracy, order and view an actual sample.

End of Quotation

Accepted by \_\_\_\_\_ Title \_\_\_\_\_ Date \_\_\_\_\_



**Headquarters**  
2500 De La Cruz  
Santa Clara, CA 95050  
T. 669.800.2500  
oneworkplace.com

## 1. QUOTATIONS AND ORDERS

**TERM:** All prices are guaranteed for 30 days from date of quotation.

- a. **PAYMENT TERMS:** Balance is due in full net thirty (30) days from date of invoice. For open punch list items, an amount commensurate to items in question and no greater than 10% may be withheld until completion as per standard industry practice.
- b. **DELAYS:** If, for any reason, Buyer is unable to receive product at the job site on the mutually agreed upon delivery date, product will be deemed delivered and will be invoiced as if delivered
- c. **CANCELLATIONS:**  
All product is manufactured to customer specifications and, therefore, cannot be canceled once produced or in production, or returned. Restocking programs are not available.
- d. **EXTRA HANDLING DUE TO SITE CONDITIONS:** Charges will be assessed to the Buyer for excessive handling, storage and transportation incurred because of site conditions, activity of other trades, or other reasons beyond Seller's control not specifically identified in the price quotation at a standard hourly rate or actual charges if performed by a third party.

## 2. DELIVERY AND INSTALLATION

- a. **SELLER'S RESPONSIBILITIES:** Seller assumes responsibility to receive, inspect, stage, deliver and install Buyer's goods. All furnishings will be clean and put into good working order. Cartoning and packing materials will be removed and premises left in good order. When applicable, Seller may direct shipments directly to the job site.
- b. **FREIGHT CLAIMS:** Claims for product damaged in transit, other than drop shipments, will be processed by Seller and damaged product will be repaired or replaced to the reasonable satisfaction of Buyer.
- c. **WARRANTIES:**  
**SELLER MAKES NO WARRANTIES OF PRODUCT SOLD HEREUNDER WHATSOEVER, INCLUDING ANY WARRANTY OF MERCHANTABILITY OR WARRANTY THAT THE FURNITURE IS FIT FOR ANY PARTICULAR PURPOSE.**

### FORCE MAJEURE

Neither Party will be liable for a delay in performing its obligations under this Agreement or any Order to the extent that delay is caused by insurrection, war, terrorism, riot, explosion, nuclear incident, fire, flood, earthquake, or other catastrophic event or Act of God beyond the reasonable control of the affected Party.

**These terms apply unless an alternative MSA has been agreed upon.**

To view our full Terms and Conditions, visit [www.oneworkplace.com/owp\\_tc](http://www.oneworkplace.com/owp_tc)

Accepted by \_\_\_\_\_ Title \_\_\_\_\_ Date \_\_\_\_\_



**Headquarters**  
2500 De La Cruz  
Santa Clara, CA 95050  
T. 669.800.2500  
oneworkplace.com

**Quotation 757876**  
**Quote Date** 09/22/25  
**Project** 251229  
**Customer** SAL135  
**Terms** Net 30  
**Account Representative** Casey Faylor

**Quote To**  
ERIC BURL  
CITY OF SALINAS  
200 LINCOLN AVE  
Salinas CA 93901-2639

**Ship To**  
Kirsten Zehring  
COMMUNITY DEVELOPMENT DEPARTMENT  
65 W ALISAL ST  
SALINAS CA 93901-2750

**Phone** 1831758-7169

ericb@ci.salinas.ca.us,  
InvoicesOracle@oneworkplace.com

**Phone** +1 (831) 758-7220

**Cell** +1 (831) 208-4128  
kirstenz@ci.salinas.ca.us

All prices are guaranteed for 30 days from the date of the quotation unless otherwise specified in a Master Services Agreement (MSA).

The prices included in this quote are based on current governmental laws and regulations. In the event of any changes in laws, regulations, tariffs, taxes, or other governmental mandates that increase the cost of goods, materials, or services, the seller reserves the right to adjust pricing accordingly. Any such price adjustments will be communicated in writing and supported by relevant documentation.

Sales taxes shown are at current rates, but subject to change without notice to those rates applicable at the time of invoicing.

A signed copy of this quote and purchase order are required to place the order.

The products specified below are made to order. It is non-returnable and non-refundable. The signature of this document accepts all products and finishes contained herein.

Pricing is based on a single delivery during regular hours with elevator accessibility.

Work areas must be free and clear of all personal items and electronics, and files must be empty, if being moved, to prevent possible damage or injuries.







IT personnel are needed to remove any existing computers, and remove/install data/phone cables, when necessary.

Description		Quantity	Unit Price	Extended Price
1	<b>EDGE</b> - Edge Series Single Monitor Arm w/ desk clamp & grommet mount (weight capacity 6.5 - 17.6 lbs) <b>Finish:</b> <b>SLV:</b> Silver FELLOWESIN <b>Tag For</b> EDGE	16	204.75	3,276.00
2	<b>HAT2-HI-L-SI</b> - Adjustable Height Table Base, 3 Stage, Rectangular, 2 leg for tops (24"-30"D) X (46"-72"W), T-Foot, Silver	6	543.54	3,261.24

Accepted by \_\_\_\_\_ Title \_\_\_\_\_ Date \_\_\_\_\_



**Headquarters**  
2500 De La Cruz  
Santa Clara, CA 95050  
T. 669.800.2500  
oneworkplace.com

Description		Quantity	Unit Price	Extended Price
2	HUMANACTIV <b>Tag For</b> HAT2-HI-L-SI			
3	<b>HAT3-Hi-L-7272-LH</b> - Adjustable Height Table Base, 3 Stage, L Unit, 3 leg for tops (24"-30"D) X (48"-84/48"-84"), T-Foot, Silver HUMANACTIV <b>Tag For</b> HAT3-Hi-L-7272-LH	4	815.73	3,262.92
4	<b>TS7SBNJ</b> - Bracket-Junction stabilizer Steelcase <b>Tag For</b> JSB	2	42.89	85.78
5	<b>RDD18245LDF</b> - Tower-Dual door left hand, Box / box / file, Flush steel front, Fixed shelf, 2 a djustable shelves, 18D x 24W x 65 1/2H <b>Basic Finish:</b> METALLIC PAINT 4750 - CHAMPAGNE  METALLIC <b>Lock Finish:</b> POLISHED CHROME 9201 - POLISHED  CHROME <b>Key:</b> KEY PLUG <b>Top:</b> 1" STEEL TOP <b>Base:</b> UNIVERSAL BASE <b>Counterweight:</b> NO COUNTERWEIGHT Steelcase <b>Tag For</b> ST/65	1	1,380.70	1,380.70
6	<b>RLF18303F</b> - Universal; Lateral file, 3 drawers, Flush steel front, 18D x 30W x 40H <b>Basic Finish:</b> METALLIC PAINT 4750 - CHAMPAGNE  METALLIC <b>Lock Finish:</b> POLISHED CHROME 9201 - POLISHED  CHROME <b>Key:</b> KEY PLUG <b>Top:</b> 1" STEEL TOP <b>Lock:</b> CENTRAL LOCKING DWR <b>File Drawer Accessories:</b> DRAWERS WITH HF'S <b>Weight Package:</b> COUNTERWEIGHT PKG Steelcase <b>Tag For</b> LF/3/30	1	800.41	800.41
7	<b>RPM2421CF</b> - Pedestal-Mobile, 1 box / 1 file, Flush steel front, 22 5/8D <b>Basic Finish:</b> METALLIC PAINT 4750 - CHAMPAGNE  METALLIC <b>Lock Finish:</b> POLISHED CHROME 9201 - POLISHED  CHROME <b>Key:</b> KEY PLUG	4	535.70	2,142.80

Accepted by \_\_\_\_\_ Title \_\_\_\_\_ Date \_\_\_\_\_



Headquarters  
2500 De La Cruz  
Santa Clara, CA 95050  
T. 669.800.2500  
oneworkplace.com

Description		Quantity	Unit Price	Extended Price
7	<b>Top:</b> 1/8 INCH HIGH STEEL <b>Drawer:</b> FULL DRAWER <b>File Drawer Accessories:</b> DRAWERS WITH RAILS <b>Pull:</b> INTEGRAL PULL <b>Office Set:</b> None Steelcase <b>Tag For</b> MBF/23			
8	<b>RPM2421CF</b> - Pedestal-Mobile, 1 box / 1 file, Flush steel front, 22 5/8D <b>Basic Finish:</b> METALLIC PAINT 4750 - CHAMPAGNE METALLIC <b>Lock Finish:</b> POLISHED CHROME 9201 - POLISHED CHROME <b>Key:</b> KEY RANDOM <b>Top:</b> 1/8 INCH HIGH STEEL <b>Drawer:</b> FULL DRAWER <b>File Drawer Accessories:</b> DRAWERS WITH RAILS <b>Pull:</b> INTEGRAL PULL <b>Office Set:</b> None Steelcase <b>Tag For</b> MBF/23	6	535.70	3,214.20
9	<b>4821410</b> - Amia; Chair, Upholstered, Arms <b>PLASTIC:</b> 6205 BLACK <b>UPHLSTRY:</b> 5F17 BLACK <b>ARMS:</b> *OPT:ARM OPTIONS <b>H/W/P/D:</b> STD:H/W/P/D ARMS <b>SEAT HGT:</b> *OPT:BASE ASSY HEIGHT RANGE <b>5" RANGE:</b> STD:5" PNEU SEAT HEIGHT RANGE <b>BASE OPT:</b> *OPT:BASE OPTION <b>PLASTIC:</b> STD:PLASTIC BASE <b>CASTERS:</b> CASTERS <b>HARD CST:</b> STD:HARD CASTERS Steelcase <b>Tag For</b> AMIA	7	670.99	4,696.93
10	<b>FLXFSRQ</b> - Flex; Screen-Freestanding, Rectangle <b>Size:</b> Modular <b>Height:</b> 71.00000 <b>Width:</b> 30.00000	2	567.95	1,135.90





**Headquarters**  
2500 De La Cruz  
Santa Clara, CA 95050  
T. 669.800.2500  
oneworkplace.com

Description		Quantity	Unit Price	Extended Price
10	<b>Surface 1 Finish:</b> Boccie P200 - NEW RICE <b>Surface 2 Finish:</b> Boccie P200 - NEW RICE Steelcase <b>Tag For</b> S/R/71/30			
11	<b>FLXFSRQ</b> - Flex; Screen-Freestanding, Rectangle <b>Size:</b> Modular <b>Height:</b> 71.00000 <b>Width:</b> 36.00000 <b>Surface 1 Finish:</b> Boccie P200 - NEW RICE <b>Surface 2 Finish:</b> Boccie P200 - NEW RICE Steelcase <b>Tag For</b> S/R/71/36	8	586.69	4,693.52
12	<b>TS71SSX</b> - Receptacle-System ground, Line 1, 3+1 <b>PLASTIC:</b> 6249 PLATINUM SOLID <b>CSTMPOPT:</b> *OPT:Controlled Stamp Option <b>NOSTAMP:</b> STD:No Stamp Steelcase	1	24.03	24.03
14	<b>TS72430TK</b> - Panel skin-Tackable acoustical, 24H x 30W <b>SURFACE:</b> 5G51 SABLE <b>FAB DIR:</b> *OPT:FABRIC DIRECTION <b>HORZ:</b> STD:HORIZONTAL APPLICATION Steelcase	2	69.13	138.26
15	<b>TS72436TK</b> - Panel skin-Tackable acoustical, 24H x 36W <b>SURFACE:</b> 5G51 SABLE <b>FAB DIR:</b> *OPT:FABRIC DIRECTION <b>HORZ:</b> STD:HORIZONTAL APPLICATION Steelcase	4	72.09	288.36
16	<b>TS72442TK</b> - Panel skin-Tackable acoustical, 24H x 42W <b>SURFACE:</b> 5G51 SABLE <b>FAB DIR:</b> *OPT:FABRIC DIRECTION <b>HORZ:</b> STD:HORIZONTAL APPLICATION Steelcase	2	76.53	153.06
18	<b>TS724BKT</b> - Bracket-Off module, 24W <b>PLASTIC:</b> 6685 CHAMPAGNE Steelcase <b>Tag For</b> 24OFF	1	155.27	155.27





**Headquarters**  
2500 De La Cruz  
Santa Clara, CA 95050  
T. 669.800.2500  
oneworkplace.com

Description		Quantity	Unit Price	Extended Price
19	<b>TS724SHF</b> - Frame-Square, Horizontal package, 24W <b>BASIC:</b> 4750 CHAMPAGNE METALLIC <b>TC OPT:</b> *OPT:TOP CAP OPTIONS <b>STD CAP:</b> STD:Std Top Cap <b>CABLEOPT:</b> *OPT:CABLE TRAY OPTION <b>NO TRAY:</b> NO CABLE TRAY <b>BASE OPT:</b> *OPT:BASE TRIM OPTIONS <b>KO BOTH:</b> STD:KNOCKOUT BASE BOTH SIDES <b>TRAY OPT:</b> *OPT:BASE TRAY OPTION <b>NO TRAY:</b> NO BASE TRAY Steelcase <b>Tag For</b> 24/66	1	61.00	61.00
20	<b>TS730SHF</b> - Frame-Square, Horizontal package, 30W <b>BASIC:</b> 4750 CHAMPAGNE METALLIC <b>TC OPT:</b> *OPT:TOP CAP OPTIONS <b>STD CAP:</b> STD:Std Top Cap <b>CABLEOPT:</b> *OPT:CABLE TRAY OPTION <b>NO TRAY:</b> NO CABLE TRAY <b>BASE OPT:</b> *OPT:BASE TRIM OPTIONS <b>KO BOTH:</b> STD:KNOCKOUT BASE BOTH SIDES <b>TRAY OPT:</b> *OPT:BASE TRAY OPTION <b>NO TRAY:</b> NO BASE TRAY Steelcase <b>Tag For</b> 30/66	1	65.81	65.81
21	<b>TS73624TK</b> - Panel skin-Tackable acoustical, 36H x 24W <b>SURFACE:</b> 5G51 SABLE <b>FAB DIR:</b> *OPT:FABRIC DIRECTION <b>HORZ:</b> STD:HORIZONTAL APPLICATION Steelcase	2	93.90	187.80
22	<b>TS73630TK</b> - Panel skin-Tackable acoustical, 36H x 30W <b>SURFACE:</b> 5G51 SABLE <b>FAB DIR:</b> *OPT:FABRIC DIRECTION <b>HORZ:</b> STD:HORIZONTAL APPLICATION Steelcase	2	99.82	199.64
23	<b>TS73636TK</b> - Panel skin-Tackable acoustical, 36H x 36W <b>SURFACE:</b> 5G51 SABLE	4	106.47	425.88

Accepted by \_\_\_\_\_ Title \_\_\_\_\_ Date \_\_\_\_\_



**Headquarters**  
 2500 De La Cruz  
 Santa Clara, CA 95050  
 T. 669.800.2500  
 oneworkplace.com

Description		Quantity	Unit Price	Extended Price
<b>23</b>	<b>FAB DIR:</b> *OPT:FABRIC DIRECTION <b>HORZ:</b> STD:HORIZONTAL APPLICATION Steelcase			
<b>24</b>	<b>TS73642TK</b> - Panel skin-Tackable acoustical, 36H x 42W <b>SURFACE:</b> 5G51 SABLE <b>FAB DIR:</b> *OPT:FABRIC DIRECTION <b>HORZ:</b> STD:HORIZONTAL APPLICATION Steelcase	2	117.93	235.86
<b>25</b>	<b>TS73648TK</b> - Panel skin-Tackable acoustical, 36H x 48W <b>SURFACE:</b> 5G51 SABLE <b>FAB DIR:</b> *OPT:FABRIC DIRECTION <b>HORZ:</b> STD:HORIZONTAL APPLICATION Steelcase	18	137.16	2,468.88
<b>26</b>	<b>TS736SHF</b> - Frame-Square, Horizontal package, 36W <b>BASIC:</b> 4750 CHAMPAGNE METALLIC <b>TC OPT:</b> *OPT:TOP CAP OPTIONS <b>STD CAP:</b> STD:Std Top Cap <b>CABLEOPT:</b> *OPT:CABLE TRAY OPTION <b>NO TRAY:</b> NO CABLE TRAY <b>BASE OPT:</b> *OPT:BASE TRIM OPTIONS <b>KO BOTH:</b> STD:KNOCKOUT BASE BOTH SIDES <b>TRAY OPT:</b> *OPT:BASE TRAY OPTION <b>NO TRAY:</b> NO BASE TRAY Steelcase <b>Tag For</b> 36/66	2	69.50	139.00
<b>27</b>	<b>TS742SHF</b> - Frame-Square, Horizontal package, 42W <b>BASIC:</b> 4750 CHAMPAGNE METALLIC <b>TC OPT:</b> *OPT:TOP CAP OPTIONS <b>STD CAP:</b> STD:Std Top Cap <b>CABLEOPT:</b> *OPT:CABLE TRAY OPTION <b>NO TRAY:</b> NO CABLE TRAY <b>BASE OPT:</b> *OPT:BASE TRIM OPTIONS <b>KO BOTH:</b> STD:KNOCKOUT BASE BOTH SIDES <b>TRAY OPT:</b> *OPT:BASE TRAY OPTION <b>NO TRAY:</b> NO BASE TRAY Steelcase	1	79.12	79.12

Accepted by \_\_\_\_\_ Title \_\_\_\_\_ Date \_\_\_\_\_



Headquarters  
2500 De La Cruz  
Santa Clara, CA 95050  
T. 669.800.2500  
oneworkplace.com

Description		Quantity	Unit Price	Extended Price
27	Tag For 42/66			
28	<b>TS748SHF</b> - Frame-Square, Horizontal package, 48W <b>BASIC:</b> 4750 CHAMPAGNE METALLIC <b>TC OPT:</b> *OPT:TOP CAP OPTIONS <b>STD CAP:</b> STD:Std Top Cap <b>CABLEOPT:</b> *OPT:CABLE TRAY OPTION <b>NO TRAY:</b> NO CABLE TRAY <b>BASE OPT:</b> *OPT:BASE TRIM OPTIONS <b>KO BOTH:</b> STD:KNOCKOUT BASE BOTH SIDES <b>TRAY OPT:</b> *OPT:BASE TRAY OPTION <b>NO TRAY:</b> NO BASE TRAY Steelcase <b>Tag For</b> 48/66	9	82.44	741.96
29	<b>TS766SEPJ</b> - Junction-End of run, Square, 66H <b>TOP-CAP:</b> 4750 CHAMPAGNE METALLIC <b>UPRIGHT:</b> 4750 CHAMPAGNE METALLIC <b>TRIM:</b> *OPT:TRIM PACKAGE <b>PAINT:</b> STD:PAINTED TRIM PKG Steelcase <b>Tag For</b> E66	3	78.75	236.25
30	<b>TS766SIPJ</b> - Junction-In line, Square, 66H Steelcase <b>Tag For</b> I66	7	51.02	357.14
31	<b>TS766SLPJ</b> - Junction-L, Square, 66H <b>TOP-CAP:</b> 4750 CHAMPAGNE METALLIC <b>UPRIGHT:</b> 4750 CHAMPAGNE METALLIC <b>TRIM:</b> *OPT:TRIM PACKAGE <b>PAINT:</b> STD:PAINTED TRIM PKG Steelcase <b>Tag For</b> L66	2	116.83	233.66
32	<b>TS766STPJ</b> - Junction-T, Square, 66H <b>TOP-CAP:</b> 4750 CHAMPAGNE METALLIC <b>UPRIGHT:</b> 4750 CHAMPAGNE METALLIC <b>TRIM:</b> *OPT:TRIM PACKAGE <b>PAINT:</b> STD:PAINTED TRIM PKG Steelcase	1	116.83	116.83



**Headquarters**  
 2500 De La Cruz  
 Santa Clara, CA 95050  
 T. 669.800.2500  
 oneworkplace.com

Description			Quantity	Unit Price	Extended Price
<b>32</b>	<b>Tag For</b>	T66			
<b>33</b>	<b>TS766WPJ</b> - Junction-Wall start, 66H Steelcase <b>Tag For</b>	WS66	1	122.74	122.74
<b>34</b>	<b>TS7PK48X</b> - Kit-Power, 3+1, 48W Steelcase <b>Tag For</b>	PK	1	118.30	118.30
<b>35</b>	<b>UEC2222R</b> - Worksurface-Extended corner, Plastic edge, Laminate, Curved, Right hand, 23 1/2D L x 23 1/2DR x 41 1/2WL x 71 1/2WR <b>Edge Finish:</b> PLASTIC 6654 - SAND <b>Top Surface Finish:</b> LAMINATE 2921 - GYPSUM MICRO <b>Worksurface:</b> OMIT SCALLOPS Steelcase <b>Tag For</b>	24/42/72/24	2	476.17	952.34
<b>36</b>	<b>UEC2226R</b> - Worksurface-Extended corner, Plastic edge, Laminate, Curved, Right hand, 23 1/2D L x 23 1/2DR x 41 1/2WL x 65 1/2WR <b>Edge Finish:</b> PLASTIC 6654 - SAND <b>Top Surface Finish:</b> LAMINATE 2921 - GYPSUM MICRO <b>Worksurface:</b> OMIT SCALLOPS Steelcase <b>Tag For</b>	24/42/66/24	1	439.94	439.94
<b>37</b>	<b>UEC2262L</b> - Worksurface-Extended corner, Plastic edge, Laminate, Curved, Left hand, 23 1/2DL x 23 1/2DR x 65 1/2WL x 41 1/2WR <b>Edge Finish:</b> PLASTIC 6654 - SAND <b>Top Surface Finish:</b> LAMINATE 2921 - GYPSUM MICRO <b>Worksurface:</b> OMIT SCALLOPS Steelcase <b>Tag For</b>	24/66/42/24	1	439.94	439.94
<b>38</b>	<b>UFB</b> - Bracket-Flush mount Steelcase <b>Tag For</b>	FMB	4	15.16	60.64
<b>39</b>	<b>USWS</b> - Worksurface-Straight, Laminate, Plastic edge profile <b>Size:</b> Modular <b>Depth:</b> 24.00000 <b>Width:</b> 30.00000 <b>Top Surface Finish:</b> Micro HPL 2921 - GYPSUM MICRO <b>Grain Direction:</b> No Grain Direction		4	115.72	462.88





Headquarters  
2500 De La Cruz  
Santa Clara, CA 95050  
T. 669.800.2500  
oneworkplace.com

Description		Quantity	Unit Price	Extended Price
39	<b>Edge Finish:</b> Plastic - PG1 6654 - SAND  <b>Power Access:</b> No Power Access <b>Scallop:</b> No Scallop <b>Grommet:</b> No Grommet <b>Cord Drop:</b> With Cord Drop <b>Depth - Cord Drop:</b> 23.50000 Steelcase <b>Tag For</b> 24/30			
40	<b>USWS - Worksurface-Straight, Laminate, Plastic edge profile</b> <b>Size:</b> Modular <b>Depth:</b> 24.00000 <b>Width:</b> 48.00000 <b>Top Surface Finish:</b> Micro HPL 2921 - GYPSUM MICRO  <b>Grain Direction:</b> No Grain Direction <b>Edge Finish:</b> Plastic - PG1 6654 - SAND  <b>Power Access:</b> No Power Access <b>Scallop:</b> No Scallop <b>Grommet:</b> No Grommet <b>Cord Drop:</b> No Cord Drop Steelcase <b>Tag For</b> 24/48	6	155.64	933.84
41	<b>USWS - Worksurface-Straight, Laminate, Plastic edge profile</b> <b>Size:</b> Modular <b>Depth:</b> 24.00000 <b>Width:</b> 48.00000 <b>Top Surface Finish:</b> Micro HPL 2921 - GYPSUM MICRO  <b>Grain Direction:</b> No Grain Direction <b>Edge Finish:</b> Plastic - PG1 6654 - SAND  <b>Power Access:</b> No Power Access <b>Scallop:</b> No Scallop <b>Grommet:</b> No Grommet <b>Cord Drop:</b> With Cord Drop <b>Depth - Cord Drop:</b> 23.50000 Steelcase <b>Tag For</b> 24/48	1	155.64	155.64
42	<b>LOCKFR - FIELD INSTALLED LOCK PLUGS &amp; KEYS, FR</b>	2	N/C	N/C



**Headquarters**  
2500 De La Cruz  
Santa Clara, CA 95050  
T. 669.800.2500  
oneworkplace.com

**Quotation 757876****Page 10 / 11 (cont'd)**

Description		Quantity	Unit Price	Extended Price
<b>42</b>	<b>Lock Finish:</b> Polished Chrome 9201 - POLISHED CHROME  <b>Key:</b> KEY SPECIFIC 2-327 Steelcase			
<b>43</b>	<b>UCL</b> - C legs-Double post, Glides, 28 1/2H <b>Leg Finish:</b> METALLIC PAINT 4750 - CHAMPAGNE METALLIC  Steelcase	1	241.41	241.41
<b>44</b>	<b>TARIFF SURCHARGE</b> - Steelcase tariff surcharge Steelcase	1	1,285.99	1,285.99
<b>45</b>	<b>FREIGHT</b> - HAT freight HUMANACTIV	1T	326.21	326.21
<b>46</b>	<b>TARIFF SURCHARGE</b> - HAT tariff surcharge HUMANACTIV	1	326.21	326.21
<b>48</b>	<b>25090465T</b> - Labor to RDI (3) Work Cubes w/HA L Desk. Panels tie into Permit Services part of the project; Offices w/HA L Desk, storage. Mount ex Lat under new surface, add leg; Work Rm w/6 HA Straight desks w/two monitor arms, peds and 10 Flex floor standing screens. During regular business hours - prevailing wage. ONEWORKPLA	1	7,964.34	7,964.34
<b>49</b>	<b>PROJECT MANAGEMENT</b> - Project Management ONEWORKPLA	15	127.00	1,905.00
<b>Quotation Totals</b>				
<b>Sub Total</b>				49,993.63
Tax calculated at time of Invoicing				0.00
FreightCommonCarrier				35.07
ReconfigurationLaborCustomerOwnedProduct				0.00
<b>Grand Total</b>				<b>50,028.70</b>

*Select Images are provided as a preliminary color and type representation and should not be used for final color and product selection. Due to individual computer/monitor/printer settings: color, texture, pattern, size and feature rendering may vary from the actual sample. For accuracy, order and view an actual sample.*

**End of Quotation**

Accepted by \_\_\_\_\_ Title \_\_\_\_\_ Date \_\_\_\_\_



**Headquarters**  
2500 De La Cruz  
Santa Clara, CA 95050  
T. 669.800.2500  
oneworkplace.com

## 1. QUOTATIONS AND ORDERS

**TERM:** All prices are guaranteed for 30 days from date of quotation.

- a. **PAYMENT TERMS:** Balance is due in full net thirty (30) days from date of invoice. For open punch list items, an amount commensurate to items in question and no greater than 10% may be withheld until completion as per standard industry practice.
- b. **DELAYS:** If, for any reason, Buyer is unable to receive product at the job site on the mutually agreed upon delivery date, product will be deemed delivered and will be invoiced as if delivered
- c. **CANCELLATIONS:**  
All product is manufactured to customer specifications and, therefore, cannot be canceled once produced or in production, or returned. Restocking programs are not available.
- d. **EXTRA HANDLING DUE TO SITE CONDITIONS:** Charges will be assessed to the Buyer for excessive handling, storage and transportation incurred because of site conditions, activity of other trades, or other reasons beyond Seller's control not specifically identified in the price quotation at a standard hourly rate or actual charges if performed by a third party.

## 2. DELIVERY AND INSTALLATION

- a. **SELLER'S RESPONSIBILITIES:** Seller assumes responsibility to receive, inspect, stage, deliver and install Buyer's goods. All furnishings will be clean and put into good working order. Cartoning and packing materials will be removed and premises left in good order. When applicable, Seller may direct shipments directly to the job site.
- b. **FREIGHT CLAIMS:** Claims for product damaged in transit, other than drop shipments, will be processed by Seller and damaged product will be repaired or replaced to the reasonable satisfaction of Buyer.
- c. **WARRANTIES:**  
**SELLER MAKES NO WARRANTIES OF PRODUCT SOLD HEREUNDER WHATSOEVER, INCLUDING ANY WARRANTY OF MERCHANTABILITY OR WARRANTY THAT THE FURNITURE IS FIT FOR ANY PARTICULAR PURPOSE.**

### FORCE MAJEURE

Neither Party will be liable for a delay in performing its obligations under this Agreement or any Order to the extent that delay is caused by insurrection, war, terrorism, riot, explosion, nuclear incident, fire, flood, earthquake, or other catastrophic event or Act of God beyond the reasonable control of the affected Party.

**These terms apply unless an alternative MSA has been agreed upon.**

To view our full Terms and Conditions, visit [www.oneworkplace.com/owp\\_tc](http://www.oneworkplace.com/owp_tc)

Accepted by \_\_\_\_\_ Title \_\_\_\_\_ Date \_\_\_\_\_





Headquarters  
2500 De La Cruz  
Santa Clara, CA 95050  
T. 669.800.2500  
oneworkplace.com

Quotation **757874**  
Quote Date 09/22/25  
Project 251229  
Customer SAL135  
Terms Net 30  
Account Representative Casey Faylor

Quote To

ERIC BURL  
CITY OF SALINAS  
200 LINCOLN AVE  
Salinas CA 93901-2639

Ship To

Kirsten Zehring  
COMMUNITY DEVELOPMENT DEPARTMENT | 2nd  
Floor  
65 W ALISAL ST  
SALINAS CA 93901-2750

Phone 1831758-7169

ericb@ci.salinas.ca.us,  
InvoicesOracle@oneworkplace.com

Phone +1 (831) 758-7220

Cell +1 (831) 208-4128  
kirstenz@ci.salinas.ca.us

All prices are guaranteed for 30 days from the date of the quotation unless otherwise specified in a Master Services Agreement (MSA).

The prices included in this quote are based on current governmental laws and regulations. In the event of any changes in laws, regulations, tariffs, taxes, or other governmental mandates that increase the cost of goods, materials, or services, the seller reserves the right to adjust pricing accordingly. Any such price adjustments will be communicated in writing and supported by relevant documentation.

Sales taxes shown are at current rates, but subject to change without notice to those rates applicable at the time of invoicing.

A signed copy of this quote and purchase order are required to place the order.

The products specified below are made to order. It is non-returnable and non-refundable. The signature of this document accepts all products and finishes contained herein.

Pricing is based on a single delivery during regular hours with elevator accessibility.

Work areas must be free and clear of all personal items and electronics, and files must be empty, if being moved, to prevent possible damage or injuries.

IT personnel are needed to remove any existing computers, and remove/install data/phone cables, when necessary.

Description		Quantity	Unit Price	Extended Price
1	EDGE - Edge Series Single Monitor Arm w/ desk clamp & grommet mount (weight capacity 6.5 - 17.6 lbs) Finish: SLV: Silver FELLOWESIN Tag For EDGE	20	204.75	4,095.00
2	EVOLVE2-MS - Evolve Series Dual Monitor Arm w/DC & GM, Motion Arms + Sliders	2	447.75	895.50

Accepted by \_\_\_\_\_ Title \_\_\_\_\_ Date \_\_\_\_\_





**Headquarters**  
2500 De La Cruz  
Santa Clara, CA 95050  
T. 669.800.2500  
oneworkplace.com

**Quotation 757874**









**Page 2 / 15 (cont'd)**

Description		Quantity	Unit Price	Extended Price
<b>2</b>	<b>Finish:</b> <b>SLV:</b> Silver FELLOWESIN <b>Tag For</b> EVOLVE2-MS			
<b>3</b>	<b>HAT3-HI-L-SI</b> - Adjustable Height Table Base, 3 Stage, L Unit, 3 leg for tops (24"-30"D) X (48"-84/48"-84"), T-Foot, Silver HUMANACTIV <b>Tag For</b> HAT3-Hi-L-7272-LH	12	815.73	9,788.76
<b>4</b>	<b>CBRKTS</b> - Bracket-Floor anchor Steelcase <b>Tag For</b> CBRKTS	4	24.40	97.60
<b>6</b>	<b>RBB72QTAK</b> - Universal; Bin-Over the case, Flat front, Technology / Answer / Kick application , 72W <b>Basic Finish:</b> METALLIC PAINT 4750 - CHAMPAGNE METALLIC <b>Lock Finish:</b> POLISHED CHROME 9201 - POLISHED CHROME <b>Key:</b> KEY PLUG <b>Door:</b> STANDARD DOOR <b>Door Assist:</b> NO ASSIST <b>Lock:</b> LOCK <b>Bracket:</b> OMIT BRACKET <b>Divider:</b> NO DIVIDER Steelcase <b>Tag For</b> OH/72/16	1	760.84	760.84
<b>7</b>	<b>RBC15365A</b> - Bookcase, 4 adjustable shelves, 15D x 36W x 65 1/2H <b>Basic Finish:</b> METALLIC PAINT 4750 - CHAMPAGNE METALLIC <b>Top:</b> 1" STEEL TOP <b>Weight Package:</b> COUNTERWEIGHT PKG <b>Door:</b> None Steelcase <b>Tag For</b> BC/5/36	2	881.26	1,762.52
<b>8</b>	<b>RCC18365EF</b> - Cabinet-Combination, 2 high doors, 3 drawers, 1 adjustable shelf, Flush steel fr ont, 18D x 36W x 65 1/2H <b>Basic Finish:</b> METALLIC PAINT 4750 - CHAMPAGNE METALLIC <b>Lock Finish:</b> POLISHED CHROME 9201 - POLISHED CHROME <b>Door:</b> STEEL DOOR	1	1,535.05	1,535.05

Accepted by \_\_\_\_\_ Title \_\_\_\_\_ Date \_\_\_\_\_



**Headquarters**  
2500 De La Cruz  
Santa Clara, CA 95050  
T. 669.800.2500  
oneworkplace.com

Description	Quantity	Unit Price	Extended Price
<p><b>8</b>      <b>Key:</b> KEY PLUG</p> <p><b>Top:</b> 1" STEEL TOP</p> <p><b>Lock:</b> CENTRAL LOCKING DWR</p> <p><b>File Drawer Accessories:</b> DRAWERS WITH HF'S</p> <p><b>Weight Package:</b> COUNTERWEIGHT PKG</p> <p>Steelcase</p> <p><b>Tag For</b>          CC/65</p>			
<p><b>9</b>      <b>RDD24245RDL</b> - Tower-Dual door right hand, Box / box / file, Fixed shelf, 2 adjustable shelves, Laminate front, 24D x 24W x 65 1/2H</p> <p><b>Basic Finish:</b> METALLIC PAINT 4750 - CHAMPAGNE METALLIC </p> <p><b>Front Finish:</b> PLASTIC LAMINATE 2538 - Clear Walnut </p> <p><b>Lock Finish:</b> POLISHED CHROME 9201 - POLISHED CHROME </p> <p><b>Pull Finish:</b> PLATED METAL 9211 - NICKEL </p> <p><b>Key:</b> KEY PLUG</p> <p><b>Top:</b> 1" STEEL TOP</p> <p><b>Pull:</b> CONTEMPORARY PULL</p> <p><b>Base:</b> UNIVERSAL BASE</p> <p>Steelcase</p> <p><b>Tag For</b>          ST/65</p>	1	1,847.79	1,847.79
<p><b>10</b>      <b>RLF18362F</b> - Universal; Lateral file, 2 drawers, Flush steel front, 18D x 36W x 28H</p> <p><b>Basic Finish:</b> METALLIC PAINT 4750 - CHAMPAGNE METALLIC </p> <p><b>Lock Finish:</b> POLISHED CHROME 9201 - POLISHED CHROME </p> <p><b>Key:</b> KEY PLUG</p> <p><b>Top:</b> LAMINATE TOP</p> <p><b>Top Surface Finish:</b> PLASTIC LAMINATE 2921 - GYPSUM MICRO </p> <p><b>Edge Finish:</b> PLASTIC 6654 - SAND </p> <p><b>Lock:</b> CENTRAL LOCKING DWR</p> <p><b>File Drawer Accessories:</b> DRAWERS WITH HF'S</p> <p><b>Counterweight:</b> UNIVERSAL COUNTERWEIGHT</p> <p><b>Base:</b> UNIVERSAL BASE</p> <p>Steelcase</p> <p><b>Tag For</b>          LF/2/36</p>	1	815.85	815.85
<p><b>11</b>      <b>RLF18362L</b> - Universal; Lateral file, 2 drawers, Laminate front, 18D x 36W x 28H</p>	1	830.92	830.92











Accepted by \_\_\_\_\_ Title \_\_\_\_\_ Date \_\_\_\_\_



**Headquarters**  
2500 De La Cruz  
Santa Clara, CA 95050  
T. 669.800.2500  
oneworkplace.com

**Quotation 757874**

**Page 4 / 15 (cont'd)**

Description	Quantity	Unit Price	Extended Price
<b>11</b> <b>Basic Finish:</b> METALLIC PAINT 4750 - CHAMPAGNE METALLIC  <b>Front Finish:</b> PLASTIC LAMINATE 2538 - Clear Walnut  <b>Lock Finish:</b> POLISHED CHROME 9201 - POLISHED CHROME  <b>Pull Finish:</b> PLATED METAL 9211 - NICKEL  <b>Key:</b> KEY PLUG <b>Top:</b> NO TOP <b>Lock:</b> CENTRAL LOCKING DWR <b>Pull:</b> CONTEMPORARY PULL <b>Counterweight:</b> UNIVERSAL COUNTERWEIGHT <b>File Drawer Accessories:</b> DRAWERS WITH HF'S <b>Base:</b> UNIVERSAL BASE Steelcase <b>Tag For</b> LF/2/36			
<b>12</b> <b>RLF18423F</b> - Universal; Lateral file, 3 drawers, Flush steel front, 18D x 42W x 40H <b>Basic Finish:</b> METALLIC PAINT 4750 - CHAMPAGNE METALLIC  <b>Lock Finish:</b> POLISHED CHROME 9201 - POLISHED CHROME  <b>Key:</b> KEY PLUG <b>Top:</b> LAMINATE TOP <b>Top Surface Finish:</b> PLASTIC LAMINATE 2921 - GYPSUM MICRO  <b>Edge Finish:</b> PLASTIC 6654 - SAND  <b>Lock:</b> CENTRAL LOCKING DWR <b>File Drawer Accessories:</b> DRAWERS WITH HF'S <b>Weight Package:</b> COUNTERWEIGHT PKG Steelcase <b>Tag For</b> LF/3/42	2	1,097.35	2,194.70
<b>13</b> <b>RPM2421CF</b> - Pedestal-Mobile, 1 box / 1 file, Flush steel front, 22 5/8D <b>Basic Finish:</b> METALLIC PAINT 4750 - CHAMPAGNE METALLIC  <b>Lock Finish:</b> POLISHED CHROME 9201 - POLISHED CHROME  <b>Key:</b> KEY PLUG <b>Top:</b> 1/8 INCH HIGH STEEL <b>Drawer:</b> FULL DRAWER <b>File Drawer Accessories:</b> None	11	535.70	5,892.70

Accepted by \_\_\_\_\_ Title \_\_\_\_\_ Date \_\_\_\_\_












Headquarters  
2500 De La Cruz  
Santa Clara, CA 95050  
T. 669.800.2500  
oneworkplace.com

Description		Quantity	Unit Price	Extended Price
13	<b>Pull:</b> INTEGRAL PULL <b>Office Set:</b> None Steelcase <b>Tag For</b> MBF/23			
14	<b>RQS18245LCF</b> - Tower-Open side, 1 6H / 2 12H drawers, Flush steel front, Left hand, 18D x 24W x 65 1/2H <b>Basic Finish:</b> METALLIC PAINT 4750 - CHAMPAGNE METALLIC <b>Lock Finish:</b> POLISHED CHROME 9201 - POLISHED CHROME <b>Key:</b> KEY PLUG <b>Top:</b> 1" STEEL TOP <b>Base:</b> UNIVERSAL BASE <b>Counterweight:</b> UNIVERSAL COUNTERWEIGHT <b>Shelf:</b> STEEL SHELF Steelcase <b>Tag For</b> ST/65	6	1,514.10	9,084.60
15	<b>RQS18245RCF</b> - Tower-Open side, 1 6H / 2 12H drawers, Flush steel front, Right hand, 18D x 24W x 65 1/2H <b>Basic Finish:</b> METALLIC PAINT 4750 - CHAMPAGNE METALLIC <b>Lock Finish:</b> POLISHED CHROME 9201 - POLISHED CHROME <b>Key:</b> KEY PLUG <b>Top:</b> 1" STEEL TOP <b>Base:</b> UNIVERSAL BASE <b>Counterweight:</b> UNIVERSAL COUNTERWEIGHT <b>Shelf:</b> STEEL SHELF Steelcase <b>Tag For</b> ST/65	3	1,514.10	4,542.30
16	<b>4821410</b> - Amia; Chair, Upholstered, Arms <b>PLASTIC:</b> 6205 BLACK <b>UPHLSTRY:</b> 5F17 BLACK <b>ARMS:</b> *OPT:ARM OPTIONS <b>H/W/P/D:</b> STD:H/W/P/D ARMS <b>SEAT HGT:</b> *OPT:BASE ASSY HEIGHT RANGE <b>5" RANGE:</b> STD:5" PNEU SEAT HEIGHT RANGE <b>BASE OPT:</b> *OPT:BASE OPTION <b>PLASTIC:</b> STD:PLASTIC BASE	5	670.99	3,354.95



**Headquarters**  
 2500 De La Cruz  
 Santa Clara, CA 95050  
 T. 669.800.2500  
 oneworkplace.com

Description		Quantity	Unit Price	Extended Price
16	<b>CASTERS: CASTERS</b> <b>HARD CST: STD:HARD CASTERS</b> Steelcase <b>Tag For</b> AMIA			
17	<b>ZE91903</b> - Bracket, Flush mount worksurface Steelcase <b>Tag For</b> FMB	11	15.58	171.38
18	<b>BFR36</b> - Table-Round, 36 dia <b>Edge Finish:</b> PLASTIC 6654 - SAND  <b>Top Surface Finish:</b> LAMINATE 2921 - GYPSUM MICRO  Steelcase <b>Tag For</b> 36	1	259.53	259.53
19	<b>BX26</b> - Base-X, 26W <b>Base Finish:</b> METALLIC PAINT 4750 - CHAMPAGNE METALLIC  <b>Column Finish:</b> METALLIC PAINT 4750 - CHAMPAGNE METALLIC  Steelcase <b>Tag For</b> XB	1	212.58	212.58
20	<b>LSL18</b> - Light-Shelf, LED, 18 1/2W <b>Basic Finish:</b> PLASTIC 6009 - ARCTIC WHITE  <b>Mount:</b> MAGNETIC MOUNT Steelcase <b>Tag For</b> LSL/18	1	260.00	260.00
21	<b>RHK72</b> - Hutch kit, 72W <b>Basic Finish:</b> METALLIC PAINT 4750 - CHAMPAGNE METALLIC  <b>Front Tackboard Surface Finish:</b> Pianista P420 - SAND  <b>Rear Tackboard Surface Finish:</b> Pianista P420 - SAND  <b>Fabric Direction:</b> HORIZONTAL APPLICATION ONLY Steelcase <b>Tag For</b> HK/TB/72	1	336.06	336.06
22	<b>TS71278SFG</b> - Screen-Frameless glass, Square trim, Clip, 12H x 78W <b>BRACKET:</b> 4750 CHAMPAGNE METALLIC  <b>TC OPT:</b> *OPT:TOP CAP OPTIONS <b>STD CAP:</b> STANDARD TOP CAP <b>TOP-CAP:</b> TOP CAP <b>METALLIC:</b> *TOP-CAP:METALLIC PAINT	2	511.30	1,022.60



**Headquarters**  
 2500 De La Cruz  
 Santa Clara, CA 95050  
 T. 669.800.2500  
 oneworkplace.com

Description		Quantity	Unit Price	Extended Price
22	<b>4750: CHAMPAGNE METALLIC</b> <b>GLAS OPT: *OPT:GLASS OPTIONS</b> <b>FRMLS GL: STD:GLASS OPTION</b> Steelcase <b>Tag For</b> FG/78-C			
23	<b>TS71SSX - Receptacle-System ground, Line 1, 3+1</b> <b>PLASTIC: 6249 PLATINUM SOLID</b> <b>CSTMPOPT: *OPT:Controlled Stamp Option</b> <b>NOSTAMP: STD:No Stamp</b> Steelcase	2	24.03	48.06
24	<b>TS730SHF - Frame-Square, Horizontal package, 30W</b> <b>BASIC: 4750 CHAMPAGNE METALLIC</b> <b>TC OPT: *OPT:TOP CAP OPTIONS</b> <b>STD CAP: STD:Std Top Cap</b> <b>CABLEOPT: *OPT:CABLE TRAY OPTION</b> <b>NO TRAY: NO CABLE TRAY</b> <b>BASE OPT: *OPT:BASE TRIM OPTIONS</b> <b>KO BOTH: STD:KNOCKOUT BASE BOTH SIDES</b> <b>TRAY OPT: *OPT:BASE TRAY OPTION</b> <b>NO TRAY: NO BASE TRAY</b> Steelcase <b>Tag For</b> 30/66	4	65.81	263.24
25	<b>TS73636TK - Panel skin-Tackable acoustical, 36H x 36W</b> <b>SURFACE: P200 NEW RICE</b> <b>FAB DIR: *OPT:FABRIC DIRECTION</b> <b>HORZ: STD:HORIZONTAL APPLICATION</b> Steelcase	4	106.47	425.88
26	<b>TS73642TK - Panel skin-Tackable acoustical, 36H x 42W</b> <b>SURFACE: P200 NEW RICE</b> <b>FAB DIR: *OPT:FABRIC DIRECTION</b> <b>HORZ: STD:HORIZONTAL APPLICATION</b> Steelcase	4	117.93	471.72
27	<b>TS736SHF - Frame-Square, Horizontal package, 36W</b> <b>BASIC: 4750 CHAMPAGNE METALLIC</b> <b>TC OPT: *OPT:TOP CAP OPTIONS</b> <b>OMIT CAP: TOP CAP, OMITTED</b>	2	69.50	139.00

Accepted by \_\_\_\_\_ Title \_\_\_\_\_ Date \_\_\_\_\_



**Headquarters**  
 2500 De La Cruz  
 Santa Clara, CA 95050  
 T. 669.800.2500  
 oneworkplace.com

Description		Quantity	Unit Price	Extended Price
27	<b>CABLEOPT: *OPT:CABLE TRAY OPTION</b> <b>NO TRAY: NO CABLE TRAY</b> <b>BASE OPT: *OPT:BASE TRIM OPTIONS</b> <b>KO BOTH: STD:KNOCKOUT BASE BOTH SIDES</b> <b>TRAY OPT: *OPT:BASE TRAY OPTION</b> <b>NO TRAY: NO BASE TRAY</b> Steelcase <b>Tag For</b> 36/42			
28	<b>TS736SHF - Frame-Square, Horizontal package, 36W</b> <b>BASIC: 4750 CHAMPAGNE METALLIC</b> <b>TC OPT: *OPT:TOP CAP OPTIONS</b> <b>STD CAP: STD:Std Top Cap</b> <b>CABLEOPT: *OPT:CABLE TRAY OPTION</b> <b>NO TRAY: NO CABLE TRAY</b> <b>BASE OPT: *OPT:BASE TRIM OPTIONS</b> <b>KO BOTH: STD:KNOCKOUT BASE BOTH SIDES</b> <b>TRAY OPT: *OPT:BASE TRAY OPTION</b> <b>NO TRAY: NO BASE TRAY</b> Steelcase <b>Tag For</b> 36/66	24	69.50	1,668.00
29	<b>TS73USBX - Receptacle-USB, Line 3, 3+1</b> <b>PLASTIC: 6249 PLATINUM SOLID</b> Steelcase	1	60.26	60.26
30	<b>TS742SEPJ - Junction-End of run, Square, 42H</b> <b>TOP-CAP: 4750 CHAMPAGNE METALLIC</b> <b>UPRIGHT: 4750 CHAMPAGNE METALLIC</b> <b>TRIM: *OPT:TRIM PACKAGE</b> <b>PAINT: STD:PAINTED TRIM PKG</b> Steelcase <b>Tag For</b> E42	2	78.75	157.50
31	<b>TS742SHF - Frame-Square, Horizontal package, 42W</b> <b>BASIC: 4750 CHAMPAGNE METALLIC</b> <b>TC OPT: *OPT:TOP CAP OPTIONS</b> <b>OMIT CAP: TOP CAP, OMITTED</b> <b>CABLEOPT: *OPT:CABLE TRAY OPTION</b> <b>NO TRAY: NO CABLE TRAY</b>	2	79.12	158.24

Accepted by \_\_\_\_\_ Title \_\_\_\_\_ Date \_\_\_\_\_



**Headquarters**  
 2500 De La Cruz  
 Santa Clara, CA 95050  
 T. 669.800.2500  
 oneworkplace.com

Description		Quantity	Unit Price	Extended Price
<b>31</b>	<b>BASE OPT: *OPT:BASE TRIM OPTIONS</b> <b>KO BOTH: STD:KNOCKOUT BASE BOTH SIDES</b> <b>TRAY OPT: *OPT:BASE TRAY OPTION</b> <b>NO TRAY: NO BASE TRAY</b> Steelcase <b>Tag For</b> 42/42			
<b>32</b>	<b>TS742SHF - Frame-Square, Horizontal package, 42W</b> <b>BASIC: 4750 CHAMPAGNE METALLIC</b> <b>TC OPT: *OPT:TOP CAP OPTIONS</b> <b>STD CAP: STD:Std Top Cap</b> <b>CABLEOPT: *OPT:CABLE TRAY OPTION</b> <b>NO TRAY: NO CABLE TRAY</b> <b>BASE OPT: *OPT:BASE TRIM OPTIONS</b> <b>KO BOTH: STD:KNOCKOUT BASE BOTH SIDES</b> <b>TRAY OPT: *OPT:BASE TRAY OPTION</b> <b>NO TRAY: NO BASE TRAY</b> Steelcase <b>Tag For</b> 42/66	5	79.12	395.60
<b>33</b>	<b>TS742SIPJ - Junction-In line, Square, 42H</b> Steelcase <b>Tag For</b> 142	2	51.02	102.04
<b>34</b>	<b>TS742WPJ - Junction-Wall start, 42H</b> Steelcase <b>Tag For</b> WS42	2	122.74	245.48
<b>35</b>	<b>TS748SHF - Frame-Square, Horizontal package, 48W</b> <b>BASIC: 4750 CHAMPAGNE METALLIC</b> <b>TC OPT: *OPT:TOP CAP OPTIONS</b> <b>STD CAP: STD:Std Top Cap</b> <b>CABLEOPT: *OPT:CABLE TRAY OPTION</b> <b>NO TRAY: NO CABLE TRAY</b> <b>BASE OPT: *OPT:BASE TRIM OPTIONS</b> <b>KO BOTH: STD:KNOCKOUT BASE BOTH SIDES</b> <b>TRAY OPT: *OPT:BASE TRAY OPTION</b> <b>NO TRAY: NO BASE TRAY</b> Steelcase <b>Tag For</b> 48/66	2	82.44	164.88





**Headquarters**  
 2500 De La Cruz  
 Santa Clara, CA 95050  
 T. 669.800.2500  
 oneworkplace.com

Description		Quantity	Unit Price	Extended Price
<b>36</b>	<b>TS76030TK</b> - Panel skin-Tackable acoustical, 60H x 30W <b>SURFACE:</b> P200 NEW RICE <b>FAB DIR:</b> *OPT:FABRIC DIRECTION <b>HORZ:</b> STD:HORIZONTAL APPLICATION Steelcase	8	124.22	993.76
<b>37</b>	<b>TS76036TK</b> - Panel skin-Tackable acoustical, 60H x 36W <b>SURFACE:</b> P200 NEW RICE <b>FAB DIR:</b> *OPT:FABRIC DIRECTION <b>HORZ:</b> STD:HORIZONTAL APPLICATION Steelcase	48	131.24	6,299.52
<b>38</b>	<b>TS76042TK</b> - Panel skin-Tackable acoustical, 60H x 42W <b>SURFACE:</b> P200 NEW RICE <b>FAB DIR:</b> *OPT:FABRIC DIRECTION <b>HORZ:</b> STD:HORIZONTAL APPLICATION Steelcase	10	141.23	1,412.30
<b>39</b>	<b>TS76048TK</b> - Panel skin-Tackable acoustical, 60H x 48W <b>SURFACE:</b> P200 NEW RICE <b>FAB DIR:</b> *OPT:FABRIC DIRECTION <b>HORZ:</b> STD:HORIZONTAL APPLICATION Steelcase	4	161.19	644.76
<b>40</b>	<b>TS766SEPJ</b> - Junction-End of run, Square, 66H <b>TOP-CAP:</b> 4750 CHAMPAGNE METALLIC <b>UPRIGHT:</b> 4750 CHAMPAGNE METALLIC <b>TRIM:</b> *OPT:TRIM PACKAGE <b>PAINT:</b> STD:PAINTED TRIM PKG Steelcase <b>Tag For</b> E66	12	78.75	945.00
<b>41</b>	<b>TS766SIPJ</b> - Junction-In line, Square, 66H Steelcase <b>Tag For</b> I66	17	51.02	867.34
<b>42</b>	<b>TS766SLPJ</b> - Junction-L, Square, 66H <b>TOP-CAP:</b> 4750 CHAMPAGNE METALLIC <b>UPRIGHT:</b> 4750 CHAMPAGNE METALLIC <b>TRIM:</b> *OPT:TRIM PACKAGE <b>PAINT:</b> STD:PAINTED TRIM PKG Steelcase	4	116.83	467.32

Accepted by \_\_\_\_\_ Title \_\_\_\_\_ Date \_\_\_\_\_











Headquarters  
2500 De La Cruz  
Santa Clara, CA 95050  
T. 669.800.2500  
oneworkplace.com

Description		Quantity	Unit Price	Extended Price
42	Tag For L66			
43	TS766STPJ - Junction-T, Square, 66H TOP-CAP: 4750 CHAMPAGNE METALLIC UPRIGHT: 4750 CHAMPAGNE METALLIC TRIM: *OPT:TRIM PACKAGE PAINT: STD:PAINTED TRIM PKG Steelcase Tag For T66	2	116.83	233.66
44	TS766WPJ - Junction-Wall start, 66H Steelcase Tag For WS66	10	122.74	1,227.40
45	TS76BPX - Power infeed, 3+1, 6L in ft PLASTIC: 6249 PLATINUM SOLID Steelcase Tag For BPI/6	1	147.51	147.51
46	TS7PK30X - Kit-Power, 3+1, 30W Steelcase Tag For PK	1	118.30	118.30
47	TS7PK36X - Kit-Power, 3+1, 36W Steelcase Tag For PK	6	118.30	709.80
48	TS7PK42X - Kit-Power, 3+1, 42W Steelcase Tag For PK	1	118.30	118.30
49	TS7PK48X - Kit-Power, 3+1, 48W Steelcase Tag For PK	2	118.30	236.60
50	TS7STLS1 - In line-Spanning Top Cap, Package quantity 1, Lightseal Steelcase	2	9.61	19.22
51	UCC226060 - Worksurface-Corner, Curved, 23 1/2DL x 23 1/2DR x 59 1/2WL x 59 1/2WR Edge Finish: PLASTIC 6654 - SAND Top Surface Finish: LAMINATE 2921 - GYPSUM MICRO Worksurface: OMIT SCALLOPS Steelcase Tag For 24/60/60/24	1	486.89	486.89








**Headquarters**  
 2500 De La Cruz  
 Santa Clara, CA 95050  
 T. 669.800.2500  
 oneworkplace.com

Description		Quantity	Unit Price	Extended Price
<b>52</b>	<b>UCL - C legs-Double post, Glides, 28 1/2H</b> <b>Leg Finish:</b> METALLIC PAINT 4750 - CHAMPAGNE METALLIC  Steelcase <b>Tag For</b> UCL	1	241.41	241.41
<b>53</b>	<b>UEC2228L - Worksurface-Extended corner, Plastic edge, Laminate, Curved, Left hand, 23 1/2DL x 23 1/2DR x 71 1/2WL x 47 1/2WR</b> <b>Edge Finish:</b> PLASTIC 6654 - SAND  <b>Top Surface Finish:</b> LAMINATE 2921 - GYPSUM MICRO  <b>Worksurface:</b> OMIT SCALLOPS Steelcase <b>Tag For</b> 24/72/48/24	1	483.94	483.94
<b>54</b>	<b>UEC2262L - Worksurface-Extended corner, Plastic edge, Laminate, Curved, Left hand, 23 1/2DL x 23 1/2DR x 65 1/2WL x 41 1/2WR</b> <b>Edge Finish:</b> PLASTIC 6654 - SAND  <b>Top Surface Finish:</b> LAMINATE 2921 - GYPSUM MICRO  <b>Worksurface:</b> OMIT SCALLOPS Steelcase <b>Tag For</b> 24/66/42/24	10	439.94	4,399.40
<b>55</b>	<b>USWS - Worksurface-Straight, Laminate, Plastic edge profile</b> <b>Size:</b> Modular <b>Depth:</b> 24.00000 <b>Width:</b> 24.00000 <b>Top Surface Finish:</b> Micro HPL 2921 - GYPSUM MICRO  <b>Grain Direction:</b> No Grain Direction <b>Edge Finish:</b> Plastic - PG1 6654 - SAND  <b>Power Access:</b> No Power Access <b>Scallop:</b> No Scallop <b>Grommet:</b> No Grommet <b>Cord Drop:</b> With Cord Drop <b>Depth - Cord Drop:</b> 23.50000 Steelcase <b>Tag For</b> 24/24	1	107.21	107.21
<b>56</b>	<b>USWS - Worksurface-Straight, Laminate, Plastic edge profile</b> <b>Size:</b> Modular <b>Depth:</b> 24.00000 <b>Width:</b> 30.00000 <b>Top Surface Finish:</b> Micro HPL 2921 - GYPSUM MICRO 	10	115.72	1,157.20

Accepted by \_\_\_\_\_ Title \_\_\_\_\_ Date \_\_\_\_\_



**Headquarters**  
 2500 De La Cruz  
 Santa Clara, CA 95050  
 T. 669.800.2500  
 oneworkplace.com


Description		Quantity	Unit Price	Extended Price
<b>56</b>	<b>Grain Direction:</b> No Grain Direction <b>Edge Finish:</b> Plastic - PG1 6654 - SAND  <b>Power Access:</b> No Power Access <b>Scalloped:</b> No Scalloped <b>Grommet:</b> No Grommet <b>Cord Drop:</b> With Cord Drop <b>Depth - Cord Drop:</b> 23.50000 Steelcase <b>Tag For</b> 24/30			
<b>57</b>	<b>USWS -</b> Worksurface-Straight, Laminate, Plastic edge profile <b>Size:</b> Modular <b>Depth:</b> 24.00000 <b>Width:</b> 72.00000 <b>Top Surface Finish:</b> Micro HPL 2921 - GYPSUM MICRO  <b>Grain Direction:</b> No Grain Direction <b>Edge Finish:</b> Plastic - PG1 6654 - SAND  <b>Power Access:</b> No Power Access <b>Scalloped:</b> No Scalloped <b>Grommet:</b> No Grommet <b>Cord Drop:</b> No Cord Drop Steelcase <b>Tag For</b> 24/72	1	221.08	221.08
<b>59</b>	<b>TS778STC -</b> Top cap-Square, 78W <b>BASIC:</b> 4750 CHAMPAGNE METALLIC  Steelcase	2	30.69	61.38
<b>60</b>	<b>RAACB3601 -</b> Counterweight package, Bookcase application, 36W <b>Basic Finish:</b> METALLIC PAINT 4750 - CHAMPAGNE METALLIC  Steelcase	2	71.66	143.32
<b>61</b>	<b>LOCKFR -</b> FIELD INSTALLED LOCK PLUGS & KEYS, FR <b>Lock Finish:</b> Polished Chrome 9201 - POLISHED CHROME  <b>Key:</b> KEY SPECIFIC 6-312 3-313 3-314 3-315 4-316 1-317	40	N/C	N/C

Accepted by \_\_\_\_\_ Title \_\_\_\_\_ Date \_\_\_\_\_



**Headquarters**  
2500 De La Cruz  
Santa Clara, CA 95050  
T. 669.800.2500  
oneworkplace.com

**Quotation 757874****Page 14 / 15 (cont'd)**

Description		Quantity	Unit Price	Extended Price
<b>61</b>	3-318 3-319 3-320 3-321 3-322 3-323 2-324 Steelcase			
<b>62</b>	<b>LOCKFR</b> - FIELD INSTALLED LOCK PLUGS & KEYS, FR <b>Lock Finish:</b> Polished Chrome 9201 - POLISHED CHROME  <b>Key:</b> KEY CONSECUTIVE Starting Key: 355 Steelcase	40	N/C	N/C
<b>63</b>	<b>FREIGHT</b> - HAT freight HUMANACTIV	1	489.44	489.44
<b>64</b>	<b>TARIFF SURCHARGE</b> - HAT tariff surcharge HUMANACTIV	1	489.44	489.44
<b>65</b>	<b>TARIFF SURCHARGE</b> - Steelcase tariff surcharge Steelcase	1	2,951.96	2,951.96
<b>67</b>	<b>25090448T</b> - Labor to RDI (8) Answer Cubes w/HA L Desk w/two monitor arms ea, mobile ped, wardrobe tower, task seating for cubes as shown; 4 Lateral Files, 2 bookcases; 1 Office with HA L Desk, Credenza w/Hutch Kit, wardrobe, meeting table; 1 office w/3 HA L desks, mobile ped, wardrobe tower and panel screen  To occur in one phase during regular business hours - prevailing wage. Wall Mounts / Floor Anchors (Yes/No): 12 on Standard Drywall ONWORKPLA	1T	15,601.78	15,601.78
<b>68</b>	<b>PROJECT MANAGEMENT</b> - Project Management ONWORKPLA	20T	127.00	2,540.00

**Quotation Totals**

<b>Sub Total</b>	97,876.37
Tax calculated at time of Invoicing	0.00
AssemblyLabor	1,677.19
ProjectManagementWithProduct	273.05
<b>Grand Total</b>	<b>99,826.61</b>

*Select Images are provided as a preliminary color and type representation and should not be used for final color and product selection. Due to individual computer/monitor/printer settings: color, texture, pattern, size and feature rendering may vary from the actual sample. For accuracy, order and view an actual sample.*

**End of Quotation**

Accepted by \_\_\_\_\_ Title \_\_\_\_\_ Date \_\_\_\_\_



**Headquarters**  
 2500 De La Cruz  
 Santa Clara, CA 95050  
 T. 669.800.2500  
 oneworkplace.com

## 1. QUOTATIONS AND ORDERS

**TERM:** All prices are guaranteed for 30 days from date of quotation.

- a. **PAYMENT TERMS:** Balance is due in full net thirty (30) days from date of invoice. For open punch list items, an amount commensurate to items in question and no greater than 10% may be withheld until completion as per standard industry practice.
- b. **DELAYS:** If, for any reason, Buyer is unable to receive product at the job site on the mutually agreed upon delivery date, product will be deemed delivered and will be invoiced as if delivered
- c. **CANCELLATIONS:**  
 All product is manufactured to customer specifications and, therefore, cannot be canceled once produced or in production, or returned. Restocking programs are not available.
- d. **EXTRA HANDLING DUE TO SITE CONDITIONS:** Charges will be assessed to the Buyer for excessive handling, storage and transportation incurred because of site conditions, activity of other trades, or other reasons beyond Seller's control not specifically identified in the price quotation at a standard hourly rate or actual charges if performed by a third party.

## 2. DELIVERY AND INSTALLATION

- a. **SELLER'S RESPONSIBILITIES:** Seller assumes responsibility to receive, inspect, stage, deliver and install Buyer's goods. All furnishings will be clean and put into good working order. Cartoning and packing materials will be removed and premises left in good order. When applicable, Seller may direct shipments directly to the job site.
- b. **FREIGHT CLAIMS:** Claims for product damaged in transit, other than drop shipments, will be processed by Seller and damaged product will be repaired or replaced to the reasonable satisfaction of Buyer.
- c. **WARRANTIES:**

**SELLER MAKES NO WARRANTIES OF PRODUCT SOLD HEREUNDER WHATSOEVER, INCLUDING ANY WARRANTY OF MERCHANTABILITY OR WARRANTY THAT THE FURNITURE IS FIT FOR ANY PARTICULAR PURPOSE.**

### FORCE MAJEURE

Neither Party will be liable for a delay in performing its obligations under this Agreement or any Order to the extent that delay is caused by insurrection, war, terrorism, riot, explosion, nuclear incident, fire, flood, earthquake, or other catastrophic event or Act of God beyond the reasonable control of the affected Party.

**These terms apply unless an alternative MSA has been agreed upon.**

To view our full Terms and Conditions, visit [www.oneworkplace.com/owp\\_tc](http://www.oneworkplace.com/owp_tc)

Accepted by \_\_\_\_\_ Title \_\_\_\_\_ Date \_\_\_\_\_