



SALINAS

RICH IN LAND | RICH IN VALUES

Housing Dashboard Update

December 9, 2025

City Council

Orlando Reyes,
Assistant Director

Overview

- The objective of developing a Housing Production Dashboard is to provide a visual overview of the City of Salinas' progress in meeting its Regional Housing Needs Allocation (RHNA) goals and showcases significant milestones in carrying out the City's Housing Element.
- As of November 20, 2025, the Housing Dashboard is in version four of its rendering. Power BI software has enabled the GIS team to implement graphical enhancements to improve user experience for residents.

Page 1:

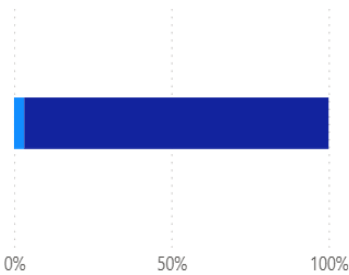
RHNA Cycle Summary

Salinas is required to track all units that are entitled, permitted, and completed throughout each Housing Element cycle. However, only units that receive building permits are considered when assessing progress towards the City's RHNA goals.

RHNA Progress

Through 2024, Salinas has permitted just over 3% of the required 6,674 units for the 6th cycle (including the units permitted during the Projection Period).

- Units Permitted to Date
- Units Remaining



Entitled

All required land use approvals have been issued.

0

Total Units

0

Above Moderate Income

0

Moderate Income

0

Low Income

0

Very Low Income

Permitted

Building permits have been issued.

221

Total Units

221

Above Moderate Income

0

Moderate Income

0

Low Income

0

Very Low Income

Completed

Final building inspection has been passed and units are ready for occupation.

115

Total Units

115

Above Moderate Income

0

Moderate Income

0

Low Income

0

Very Low Income

Page 1

Page 2

Page 3

Page 2:

RHNA

Allocation & Progress

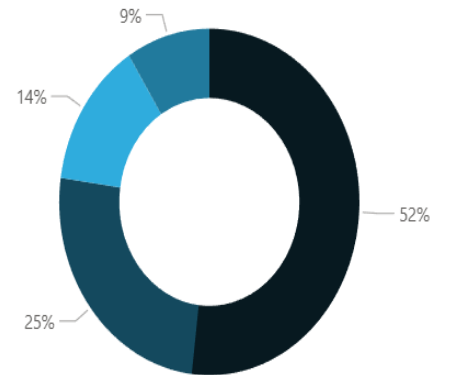
2022 reflects all units permitted from June 30, 2022 – January 31, 2023, otherwise known as the "Projection Period."

2023 reflects all units permitted from February 1, 2023 – December 31, 2023.

All subsequent years reflect units permitted throughout the full calendar year.

RHNA Allocation by Income Level

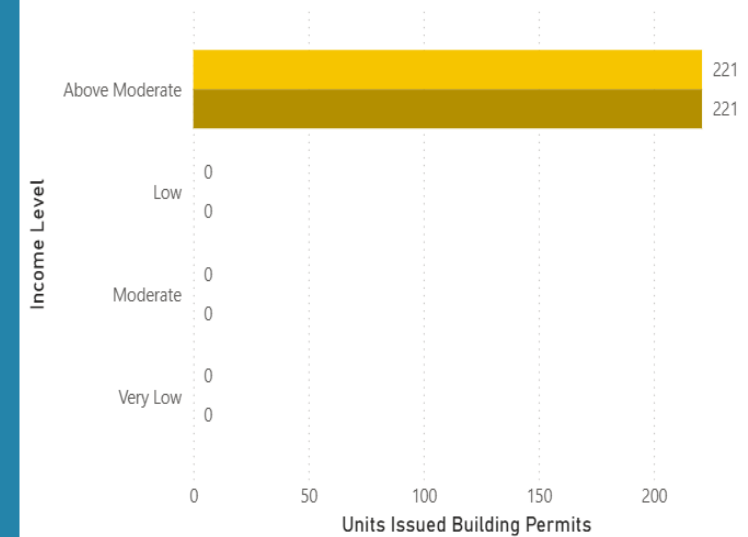
This chart represents total permitting goals for this RHNA cycle.



Income Level ● Above Moder... ● Moderate ● Very Low ● Low

Total Permits by Income Level

● Units Permitted ● Units Permitted Cycle

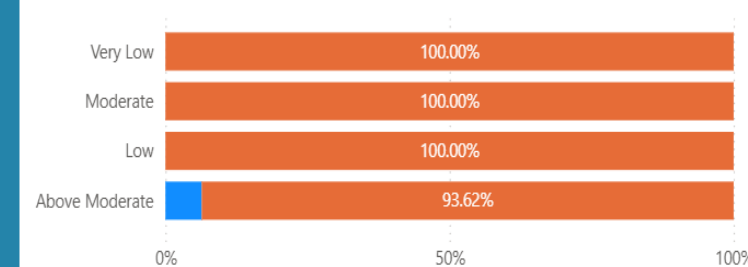


RHNA Progress

Income Level	Goal	Units Permitted	Percent of RHNA Attained
Above Moderate	3462	221	6.38%
Low	600	0	0.00%
Very Low	920	0	0.00%
Moderate	1692	0	0.00%

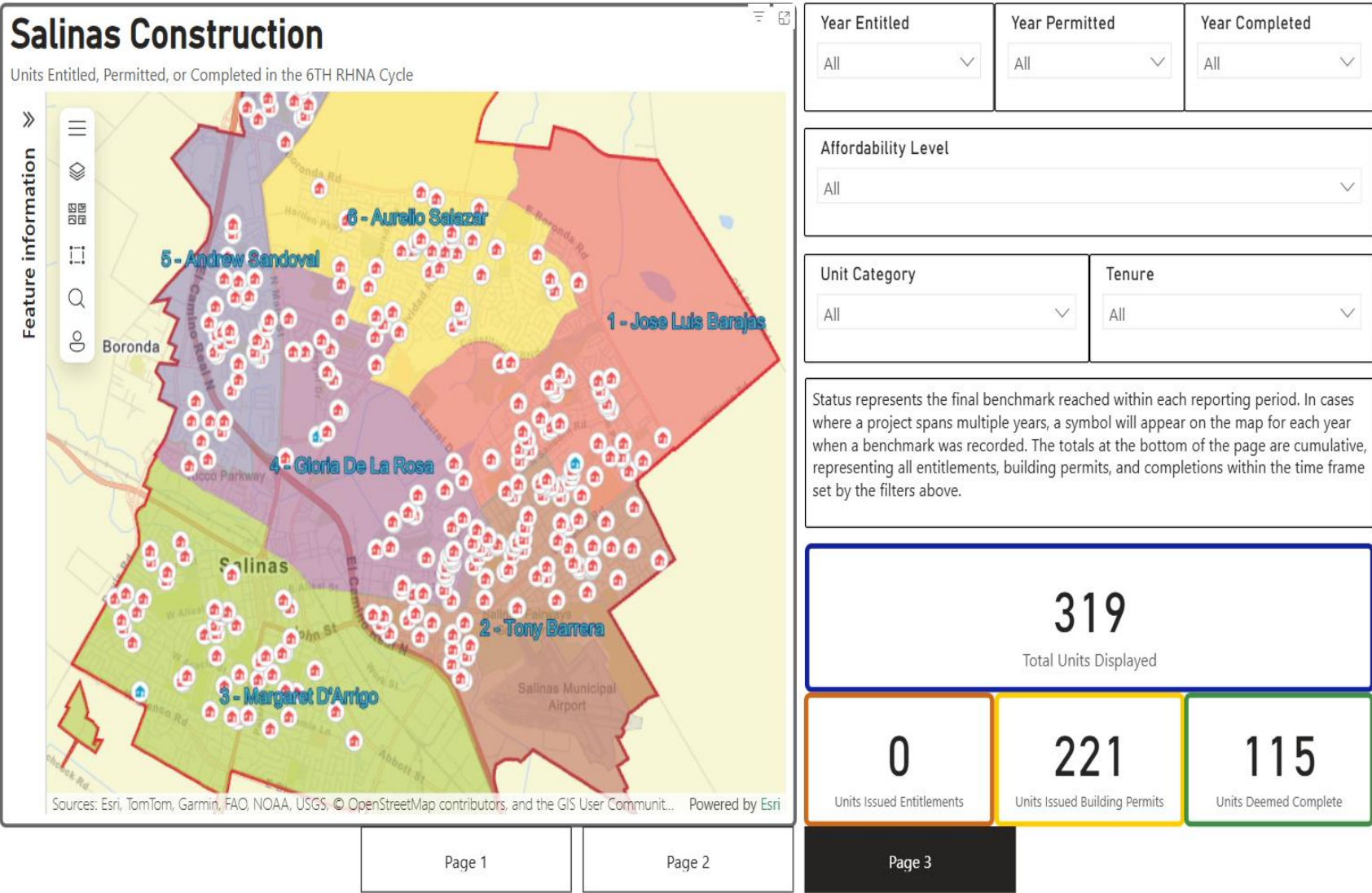
Units Permitted and Remaining

● 2024 ● Remaining RHNA



Page 3:

RHNA Map
Tracking
City
Progress



Next Steps

- HLUC members to test Dashboard prior to public release



Questions?

*For more information, contact the Housing Division
(831) 758-7334*

<https://www.cityofsalinas.org/Your-Government/Departments/Community-Development>