75% DESIGN
FOR REVIEW ONLY
AUGUST 2017

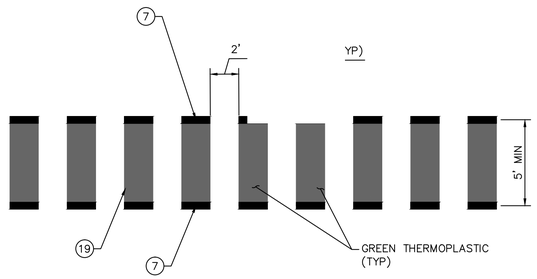

DASHED BIKE LANE DETAIL

NTS

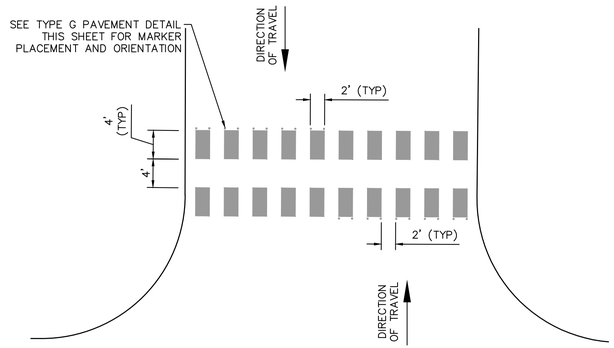

TRIPLE-4 CROSSWALK DETAIL

NTS

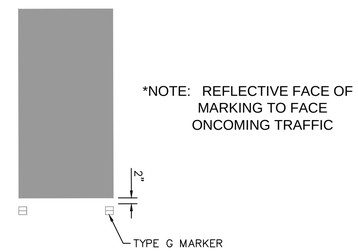

TYPE G RAISED PAVEMENT MARKER DETAIL

NTS

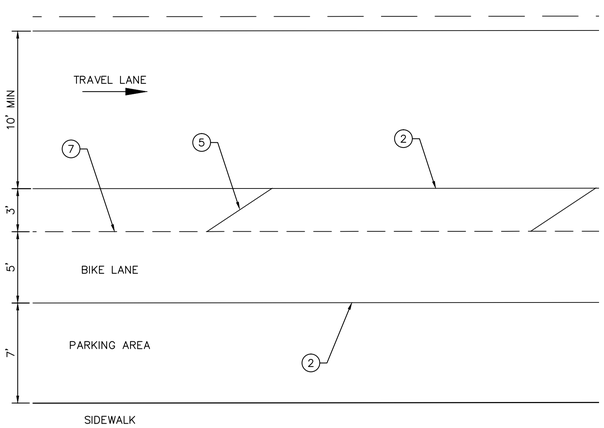

BUFFERED BIKE LANE

NTS

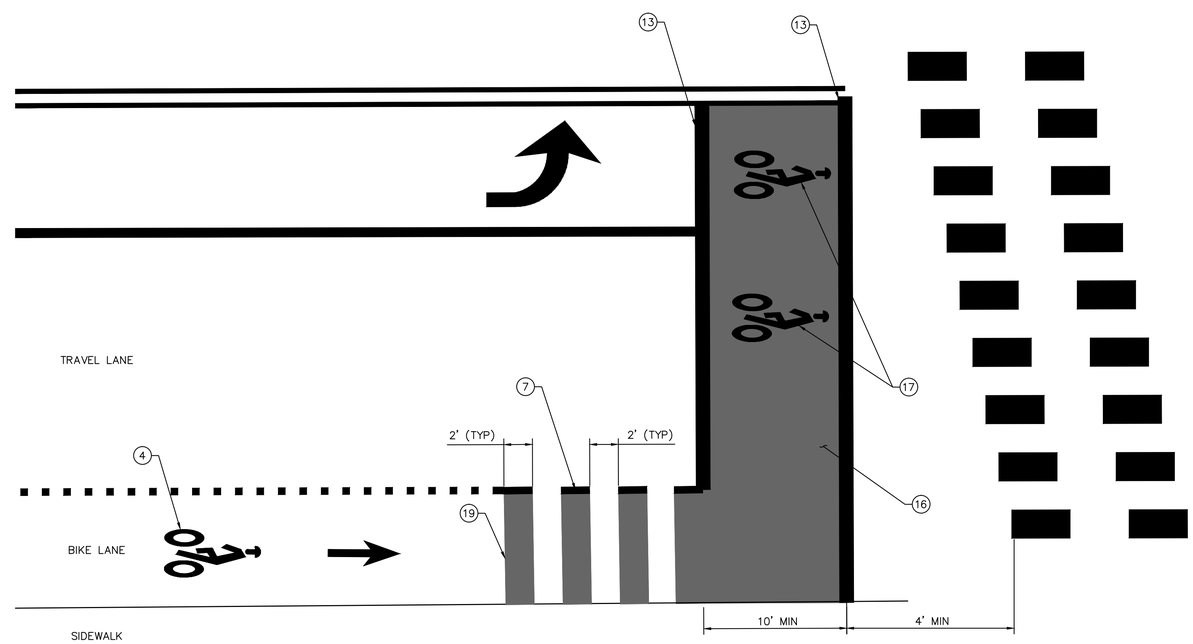

BIKE BOX DETAIL

NTS

SIGNING AND PAVEMENT MARKING LEGEND

1. INSTALL WHITE TRIPLE–4 CROSSWALK IN THERMOPLASTIC PER DETAIL ON SHEET PD–01.
2. INSTALL 6" WHITE "BIKE LANE" STRIPE IN THERMOPLASTIC PER CITY OF SALINAS STANDARD PLAN NO. 41.
3. INSTALL WHITE ARROWS PER CITY OF SALINAS STANDARD PLAN NO. 40.
4. INSTALL "BIKE SYMBOL WITH ARROW" IN WHITE THERMOPLASTIC PER CITY OF SALINAS STANDARD PLAN NO. 41.
5. INSTALL 4" WHITE THERMOPLASTIC STRIPE ANGLED AT 45° AT 10' OC.
6. INSTALL RAISED PAVEMENT MARKERS AT 48' OC PER CITY OF SALINAS STANDARD PLAN NO. 37A, DETAIL K FOR RAISED MEDIAN ISLAND.
7. INSTALL 6" DASHED WHITE THERMOPLASTIC BIKE LANE STRIPE PER CALTRANS RSP A20D, DETAIL 39A.
8. INSTALL RIGHT EDGELINE IN 4" WHITE THERMOPLASTIC PER CITY OF SALINAS STANDARD PLAN NO. 37A, DETAIL J.
9. INSTALL TWO WAY LEFT TURN LANE IN 4" YELLOW THERMOPLASTIC PER CITY OF SALINAS STANDARD PLAN NO. 37A, DETAIL I.
10. INSTALL CHANNELIZING LINE IN 8" WHITE THERMOPLASTIC PER CITY OF SALINAS STANDARD PLAN NO. 37A, DETAIL E.
11. INSTALL 4" DOUBLE YELLOW PAINTED MEDIAN ISLAND IN THERMOPLASTIC PER CITY OF SALINAS STANDARD PLAN NO. 37A DETAIL G.
12. INSTALL YELLOW TRIPLE–4 CROSSWALK IN THERMOPLASTIC PER DETAIL ON SHEET PD–01.
13. INSTALL 12" WHITE LIMIT LINE IN THERMOPLASTIC PER CITY OF SALINAS STANDARD PLAN NO. 43.
14. INSTALL 4" DOUBLE YELLOW CENTERLINE IN THERMOPLASTIC PER CITY OF SALINAS STANDARD PLAN NO. 37A AND 37B, DETAIL F.
15. INSTALL GREEN THERMOPLASTIC COLORED BIKE LANE.
16. INSTALL GREEN THERMOPLASTIC COLORED BIKE BOX DETAIL.
17. INSTALL WHITE THERMOPLASTIC "BIKE LANE SYMBOL WITH PERSON" PER CALTRANS STANDARD PLAN A24C.
18. INSTALL 4" WHITE PARKING TEE IN THERMOPLASTIC PER CITY OF SALINAS STANDARD PLAN NO. 37B.
19. INSTALL DASHED GREEN COLORED BIKE LANE PER DETAIL ON SHEET PD–01.
20. INSTALL FIRE HYDRANT PAVEMENT MARKER TYPE BB PER CITY OF SALINAS STANDARD PLAN NO. 38.
21. INSTALL 4" YELLOW STRIPE IN THERMOPLASTIC PER CITY OF SALINAS STANDARD PLAN NO. 37A, DETAIL H.
22. INSTALL THERMOPLASTIC SHARED ROADWAY BICYCLE LANE MARKING PER CALTRANS STANDARD PLAN A24C.
23. INSTALL 12" WHITE CROSSWALK IN THERMOPLASTIC PER CITY OF SALINAS STANDARD PLAN NO. 44.
24. INSTALL 4" DASHED WHITE LANELINE PER CITY OF SALINAS STANDARD PLAN NO. 37A, DETAIL A.
25. INSTALL 12" YELLOW THERMOPLASTIC STRIPE ANGLED AT 45° AT 20' OC.
26. INSTALL 4" WHITE STRIPE IN THERMOPLASTIC PER CITY OF SALINAS STANDARD PLAN NO. 37A, DETAIL A.
27. INSTALL 4" DASHED YELLOW STRIPE IN THERMOPLASTIC PER CITY OF SALINAS STANDARD PLAN NO. 37A, DETAIL C.
28. EXISTING SIGN TO REMAIN IN PLACE.
29. FURNISH AND INSTALL NEW SIGN ON BREAK–AWAY POST.
30. INSTALL BUFFERED BIKE LANE PER DETAIL ON SHEET PD–01.
31. CONFORM TO EXISTING STRIPING.
32. OBLITERATE EXISTING PAVEMENT MARKING.
33. INSTALL LANE REDUCTION ARROW IN WHITE THERMOPLASTIC.

CITY OF SALINAS
PUBLIC WORKS DEPARTMENT

DESIGNED BY:
CAD BY:
CONSTRUCTION INSPECTION SUPERVISOR:
PROJECT ENGINEER / MANAGER:

APPROVED FOR CONSTRUCTION:
DATE
ROBERT C. RUSSELL, P.E.
PUBLIC WORKS DEPUTY DIRECTOR/CITY ENGINEER

REGISTERED PROFESSIONAL ENGINEER ROBERT C. RUSSELL NO. 42871 CIVIL STATE OF CALIFORNIA

REVIEWED BY:
DATE
JOHN E. PULLIAM, P.E.

REGISTERED PROFESSIONAL ENGINEER JOHN E. PULLIAM No. 68897 CIVIL STATE OF CALIFORNIA

REVIEWED BY:
DATE
GARY E. PETERSEN, C.A.E.
PUBLIC WORKS DIRECTOR

DATE	REVISION	APP.

DOWNTOWN COMPLETE STREETS
ALISAL MULTIMODAL IMPROVEMENTS
PAVEMENT MARKING DETAILS

PROJ. NO(S): ---
SHEET NO. 37
FILE NO.
OF 42

File Path: K:\ENG_TPT\09595\9361\06-Salinas_Downtown_Complete_Streets\DESIGN\PLANS\9361\06-SD-1.dwg
Plot By: ALFONSO CARALEE
Plot Date: 9/1/2017 10:08 AM

75% DESIGN
FOR REVIEW ONLY
AUGUST 2017

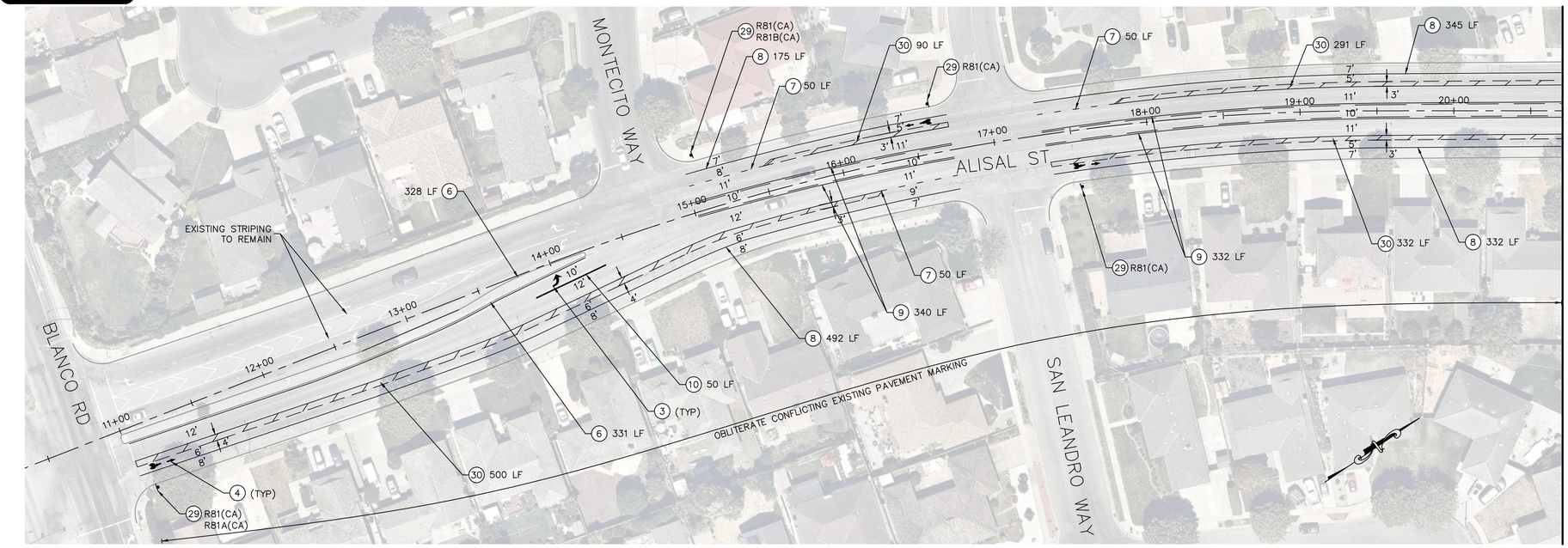

SIGNING AND PAVEMENT MARKING LEGEND

1. INSTALL WHITE TRIPLE–4 CROSSWALK IN THERMOPLASTIC PER DETAIL ON SHEET PD–01.
2. INSTALL 6" WHITE "BIKE LANE" STRIPE IN THERMOPLASTIC PER CITY OF SALINAS STANDARD PLAN NO. 41.
3. INSTALL WHITE ARROWS PER CITY OF SALINAS STANDARD PLAN NO. 40.
4. INSTALL "BIKE SYMBOL WITH ARROW" IN WHITE THERMOPLASTIC PER CITY OF SALINAS STANDARD PLAN NO. 41.
6. INSTALL RAISED PAVEMENT MARKERS AT 48' OC PER CITY OF SALINAS STANDARD PLAN NO. 37A, DETAIL K FOR RAISED MEDIAN ISLAND.
7. INSTALL 6" DASHED WHITE THERMOPLASTIC BIKE LANE STRIPE PER CALTRANS RSP A20D, DETAIL 39A.
8. INSTALL RIGHT EDGELINE IN 4" WHITE THERMOPLASTIC PER CITY OF SALINAS STANDARD PLAN NO. 37A, DETAIL J.
9. INSTALL TWO WAY LEFT TURN LANE IN 4" YELLOW THERMOPLASTIC PER CITY OF SALINAS STANDARD PLAN NO. 37A, DETAIL I.
10. INSTALL CHANNELIZING LINE IN 8" WHITE THERMOPLASTIC PER CITY OF SALINAS STANDARD PLAN NO. 37A, DETAIL E.
29. FURNISH AND INSTALL NEW SIGN ON BREAK–AWAY POST.
30. INSTALL BUFFERED BIKE LANE PER DETAIL ON SHEET PD–01.

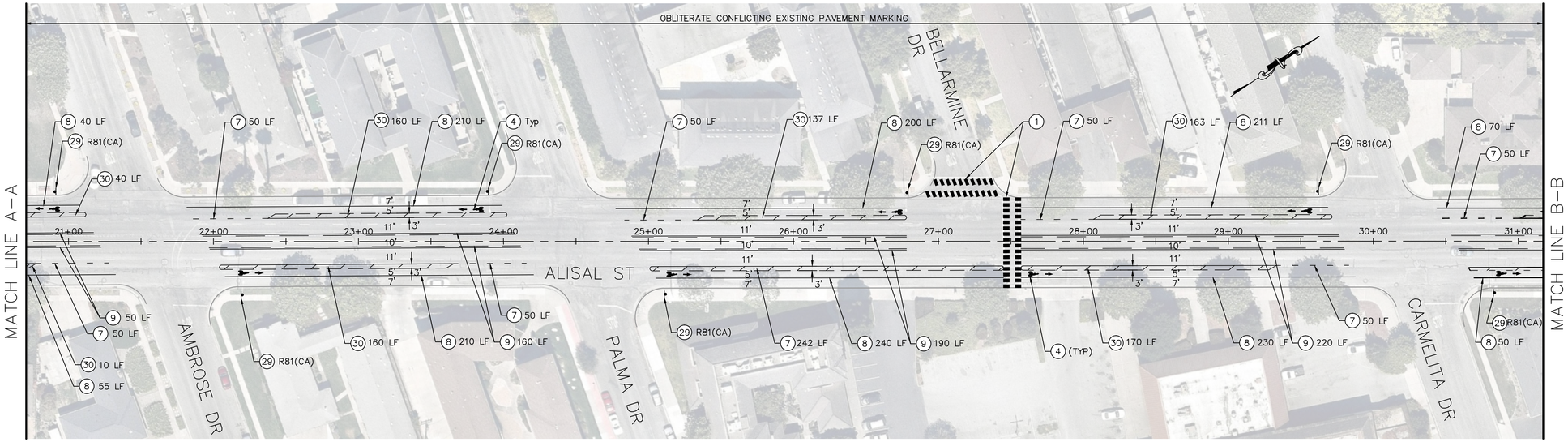

SIGN LEGEND

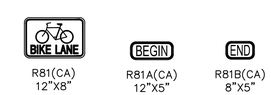

R81(CA) 12"X8"
R81A(CA) 12"X5"
R81B(CA) 8"X5"

GRAPHIC SCALE IN FEET
0 20 40 80

CITY OF SALINAS PUBLIC WORKS DEPARTMENT	DESIGNED BY: CAD BY: CONSTRUCTION INSPECTION SUPERVISOR: PROJECT ENGINEER / MANAGER:	APPROVED FOR CONSTRUCTION: DATE ROBERT C. RUSSELL, P.E. PUBLIC WORKS DEPUTY DIRECTOR/CITY ENGINEER	REGISTERED PROFESSIONAL ENGINEER ROBERT C. RUSSELL NO. 42871 CIVIL STATE OF CALIFORNIA	REVIEWED BY: DATE JOHN E. PULLIAM, P.E.	REGISTERED PROFESSIONAL ENGINEER JOHN E. PULLIAM No. 68897 CIVIL STATE OF CALIFORNIA	REVIEWED BY: DATE GARY E. PETERSEN, C.A.E. PUBLIC WORKS DIRECTOR	DATE	REVISION	APP.	DOWNTOWN COMPLETE STREETS ALISAL MULTIMODAL IMPROVEMENTS SIGNING AND MARKING PLAN STA 11+00 - STA 31+20	PROJ. NO(S) --- FILE NO.	SHEET NO. 38 OF 42

File Path: K:\SND_TPTO\095936106-Salinas_Downtown_Complete_Streets\DESIGN\PLANS\936106-SM-1.dwg
Plot By: JAECKELS, CARALEE
Plot Date: 9/1/2017 10:08 AM

75% DESIGN
FOR REVIEW ONLY
AUGUST 2017

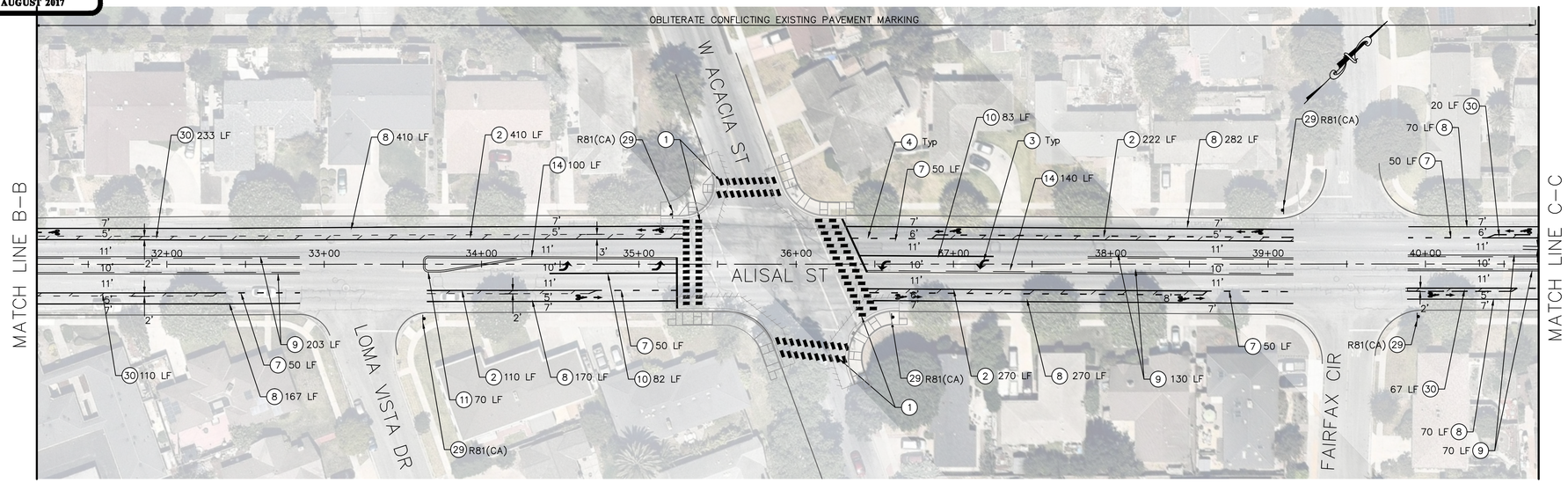

SIGNING AND PAVEMENT MARKING LEGEND

1. INSTALL WHITE TRIPLE–4 CROSSWALK IN THERMOPLASTIC PER DETAIL ON SHEET PD–01.
2. INSTALL 6" WHITE "BIKE LANE" STRIPE IN THERMOPLASTIC PER CITY OF SALINAS STANDARD PLAN NO. 41.
3. INSTALL WHITE ARROWS PER CITY OF SALINAS STANDARD PLAN NO. 40.
4. INSTALL "BIKE SYMBOL WITH ARROW" IN WHITE THERMOPLASTIC PER CITY OF SALINAS STANDARD PLAN NO. 41.
7. INSTALL 6" DASHED WHITE THERMOPLASTIC BIKE LANE STRIPE PER CALTRANS RSP A20D, DETAIL 39A.
8. INSTALL RIGHT EDGELINE IN 4" WHITE THERMOPLASTIC PER CITY OF SALINAS STANDARD PLAN NO. 37A, DETAIL J.
9. INSTALL TWO WAY LEFT TURN LANE IN 4" YELLOW THERMOPLASTIC PER CITY OF SALINAS STANDARD PLAN NO. 37A, DETAIL I.
10. INSTALL CHANNELIZING LINE IN 8" WHITE THERMOPLASTIC PER CITY OF SALINAS STANDARD PLAN NO. 37A, DETAIL E.
11. INSTALL 4" DOUBLE YELLOW PAINTED MEDIAN ISLAND IN THERMOPLASTIC PER CITY OF SALINAS STANDARD PLAN NO. 37A DETAIL G.
12. INSTALL YELLOW TRIPLE–4 CROSSWALK IN THERMOPLASTIC PER DETAIL ON SHEET PD–01.
14. INSTALL 4" DOUBLE YELLOW CENTERLINE IN THERMOPLASTIC PER CITY OF SALINAS STANDARD PLAN NO. 37A AND 37B, DETAIL F.
29. FURNISH AND INSTALL NEW SIGN ON BREAK–AWAY POST.
30. INSTALL BUFFERED BIKE LANE PER DETAIL ON SHEET PD–01.

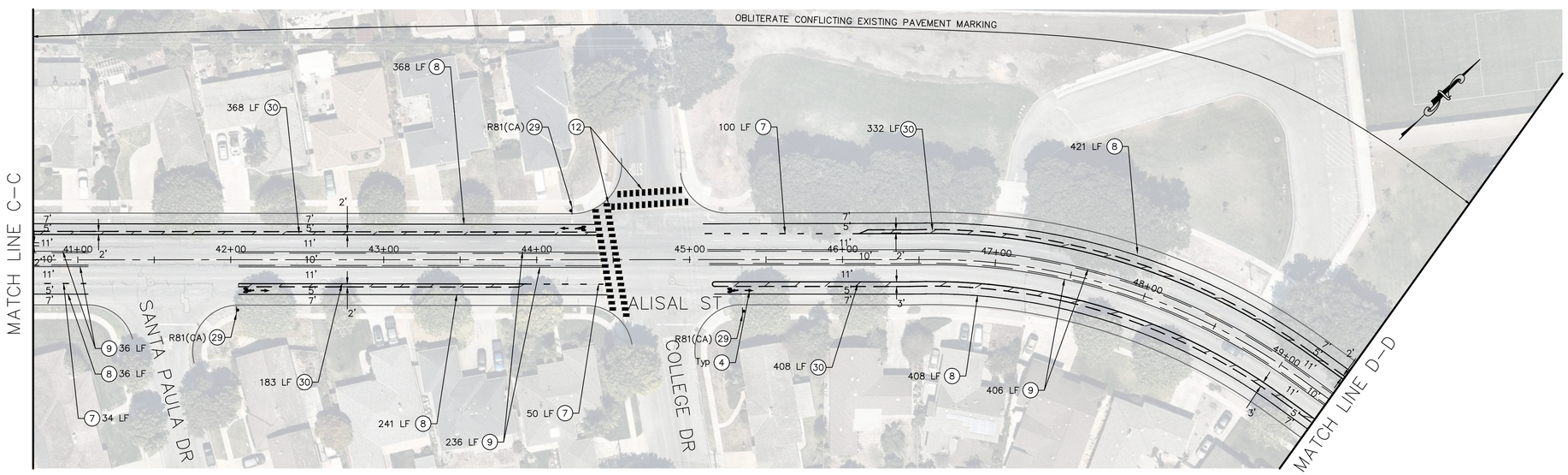

SIGN LEGEND

R81(CA)
12"X8"

GRAPHIC SCALE IN FEET
0 20 40 80

CITY OF SALINAS PUBLIC WORKS DEPARTMENT	DESIGNED BY: CAD BY: CONSTRUCTION INSPECTION SUPERVISOR: PROJECT ENGINEER / MANAGER:	APPROVED FOR CONSTRUCTION: DATE ROBERT C. RUSSELL, P.E. PUBLIC WORKS DEPUTY DIRECTOR/CITY ENGINEER	REGISTERED PROFESSIONAL ENGINEER ROBERT C. RUSSELL NO. 42871 CIVIL STATE OF CALIFORNIA	REVIEWED BY: DATE JOHN E. PULLIAM, P.E.	REGISTERED PROFESSIONAL ENGINEER JOHN E. PULLIAM No. 68897 CIVIL STATE OF CALIFORNIA	REVIEWED BY: DATE GARY E. PETERSEN, C.A.E. PUBLIC WORKS DIRECTOR	DATE	REVISION	APP.	DOWNTOWN COMPLETE STREETS ALISAL MULTIMODAL IMPROVEMENTS SIGNING AND MARKING PLAN STA 31+20 - STA 49+40	PROJ. NO(S) --- FILE NO.	SHEET NO. 39 OF 42

File Path: K:\SND_TPTO\095936106-Salinas_Downtown_Complete_Streets\DESIGN\PLANS\936106-SM-2.dwg
Plot By: JAECKELS, CARALEE
Plot Date: 9/1/2017 10:08 AM

75% DESIGN
FOR REVIEW ONLY
AUGUST 2017

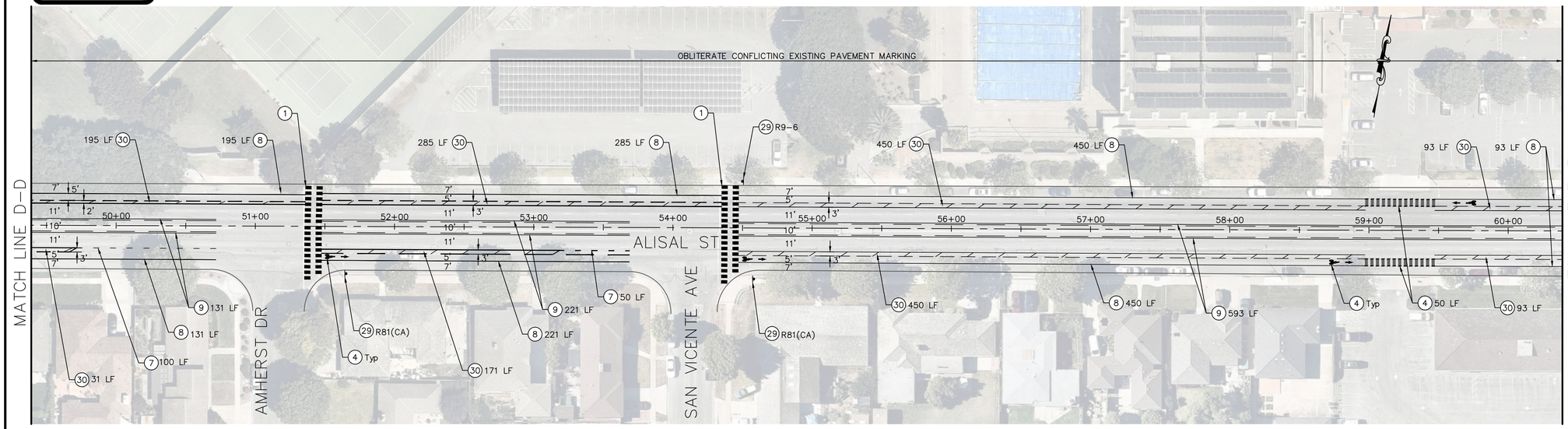

SIGNING AND PAVEMENT MARKING LEGEND

1. INSTALL WHITE TRIPLE–4 CROSSWALK IN THERMOPLASTIC PER DETAIL ON SHEET PD–01.
3. INSTALL WHITE ARROWS PER CITY OF SALINAS STANDARD PLAN NO. 40.
4. INSTALL "BIKE SYMBOL WITH ARROW" IN WHITE THERMOPLASTIC PER CITY OF SALINAS STANDARD PLAN NO. 41.
5. INSTALL 4" WHITE THERMOPLASTIC STRIPE ANGLED AT 45° AT 10' OC.
7. INSTALL 6" DASHED WHITE THERMOPLASTIC BIKE LANE STRIPE PER CALTRANS RSP A20D, DETAIL 39A.
8. INSTALL RIGHT EDGELINE IN 4" WHITE THERMOPLASTIC PER CITY OF SALINAS STANDARD PLAN NO. 37A, DETAIL J.
9. INSTALL TWO WAY LEFT TURN LANE IN 4" YELLOW THERMOPLASTIC PER CITY OF SALINAS STANDARD PLAN NO. 37A, DETAIL I.
10. INSTALL CHANNELIZING LINE IN 8" WHITE THERMOPLASTIC PER CITY OF SALINAS STANDARD PLAN NO. 37A, DETAIL E.
13. INSTALL 12" WHITE LIMIT LINE IN THERMOPLASTIC PER CITY OF SALINAS STANDARD PLAN NO. 43.
14. INSTALL 4" DOUBLE YELLOW CENTERLINE IN THERMOPLASTIC PER CITY OF SALINAS STANDARD PLAN NO. 37A AND 37B, DETAIL F.
28. EXISTING SIGN TO REMAIN IN PLACE.
29. FURNISH AND INSTALL NEW SIGN ON BREAK–AWAY POST.
30. INSTALL BUFFERED BIKE LANE PER DETAIL ON SHEET PD–01.
32. OBLITERATE EXISTING PAVEMENT MARKING.

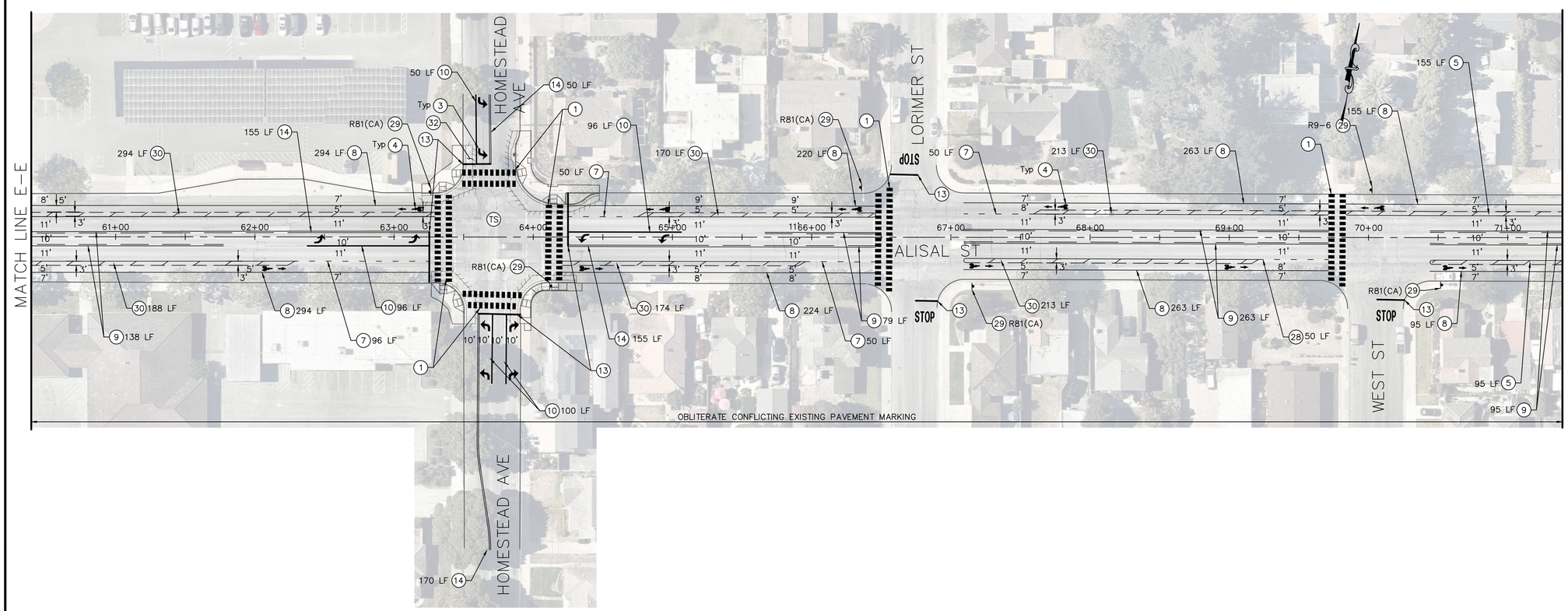

SIGN LEGEND

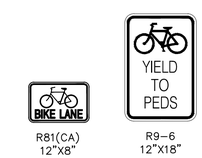

R81(CA) 12"X8" R9–6 12"X18"

GRAPHIC SCALE IN FEET
0 20 40 80

CITY OF SALINAS PUBLIC WORKS DEPARTMENT	DESIGNED BY: CAD BY: CONSTRUCTION INSPECTION SUPERVISOR: PROJECT ENGINEER / MANAGER:	APPROVED FOR CONSTRUCTION: DATE ROBERT C. RUSSELL, P.E. PUBLIC WORKS DEPUTY DIRECTOR/CITY ENGINEER	REGISTERED PROFESSIONAL ENGINEER ROBERT C. RUSSELL NO. 42871 CIVIL STATE OF CALIFORNIA	REVIEWED BY: DATE JOHN E. PULLIAM, P.E.	REGISTERED PROFESSIONAL ENGINEER JOHN E. PULLIAM No. 68897 CIVIL STATE OF CALIFORNIA	REVIEWED BY: DATE GARY E. PETERSEN, C.A.E. PUBLIC WORKS DIRECTOR	DATE / REVISION / APP.	DOWNTOWN COMPLETE STREETS ALISAL MULTIMODAL IMPROVEMENTS SIGNING AND MARKING PLAN STA 49+40 - STA 71+40	PROJ. NO(S) --- FILE NO.	SHEET NO. 40 OF 42

File Path: K:\ENG_TPT\09595\936106-Salinas_Downtown_Complete_Streets\DESIGN\PLANS\936106-SM-3.dwg
Plot By: ALFONSO GARCIA-LEE
Plot Date: 9/1/2017 10:08 AM

75% DESIGN
FOR REVIEW ONLY
AUGUST 2017

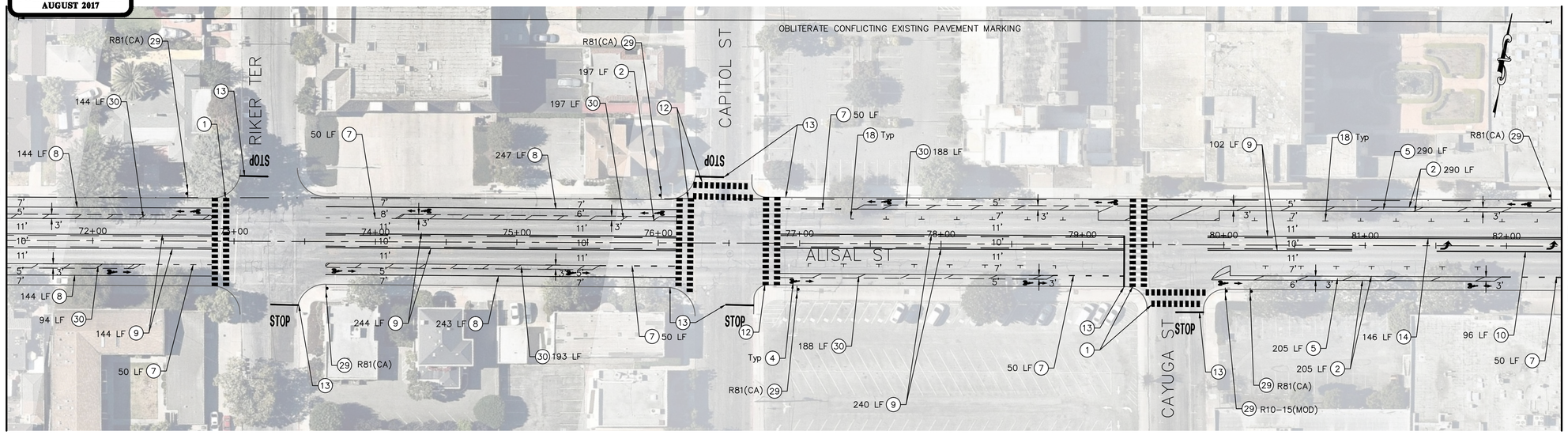

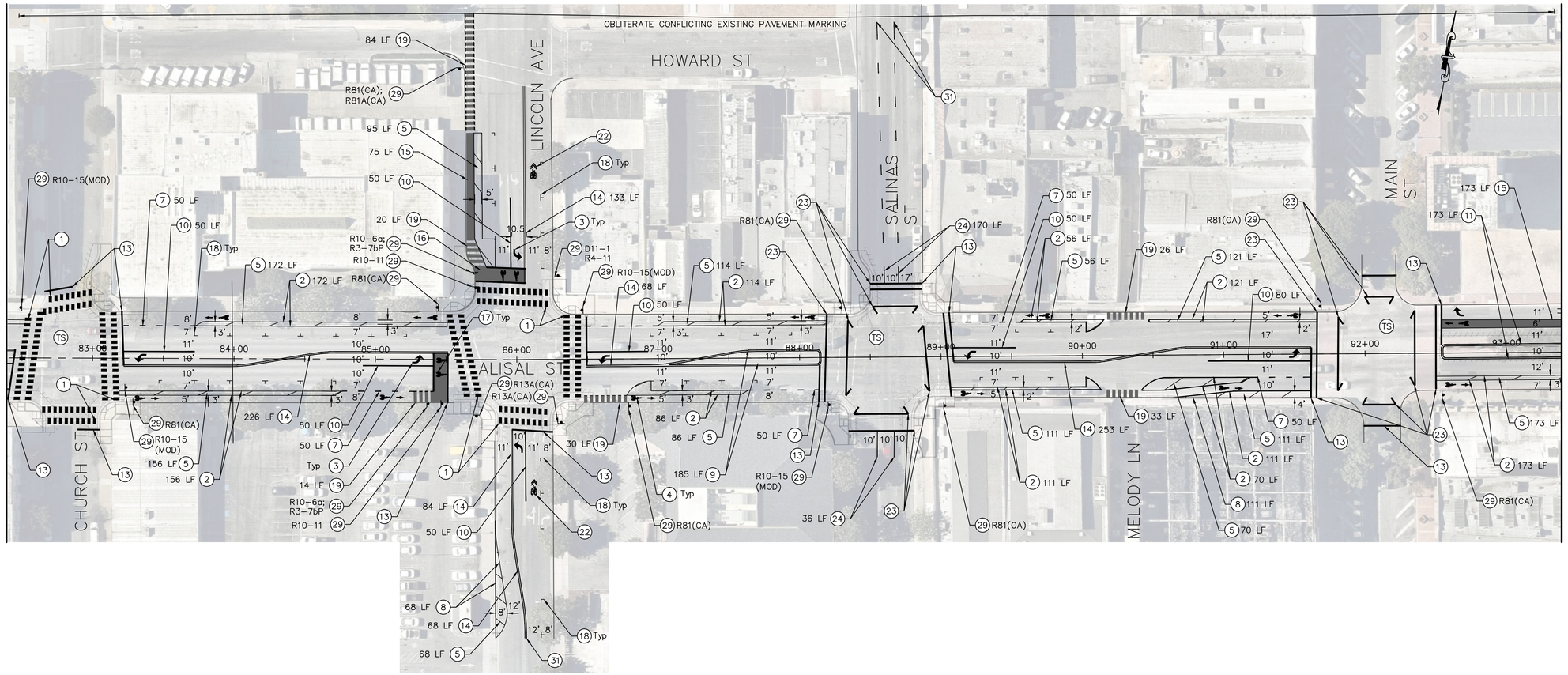

SIGNING AND PAVEMENT MARKING LEGEND

1. INSTALL WHITE TRIPLE–4 CROSSWALK IN THERMOPLASTIC PER DETAIL ON SHEET PD–01.
2. INSTALL 6" WHITE "BIKE LANE" STRIPE IN THERMOPLASTIC PER CITY OF SALINAS STANDARD PLAN NO. 41.
3. INSTALL WHITE ARROWS PER CITY OF SALINAS STANDARD PLAN NO. 40.
4. INSTALL "BIKE SYMBOL WITH ARROW" IN WHITE THERMOPLASTIC PER CITY OF SALINAS STANDARD PLAN NO. 41.
5. INSTALL 4" WHITE THERMOPLASTIC STRIPE ANGLED AT 45° AT 10' OC.
7. INSTALL 6" DASHED WHITE THERMOPLASTIC BIKE LANE STRIPE PER CALTRANS RSP A20D, DETAIL 39A.
8. INSTALL RIGHT EDGELINE IN 4" WHITE THERMOPLASTIC PER CITY OF SALINAS STANDARD PLAN NO. 37A, DETAIL J.
9. INSTALL TWO WAY LEFT TURN LANE IN 4" YELLOW THERMOPLASTIC PER CITY OF SALINAS STANDARD PLAN NO. 37A, DETAIL I.
10. INSTALL CHANNELIZING LINE IN 8" WHITE THERMOPLASTIC PER CITY OF SALINAS STANDARD PLAN NO. 37A, DETAIL E.
11. INSTALL 4" DOUBLE YELLOW PAINTED MEDIAN ISLAND IN THERMOPLASTIC PER CITY OF SALINAS STANDARD PLAN NO. 37A DETAIL G.
12. INSTALL YELLOW TRIPLE–4 CROSSWALK IN THERMOPLASTIC PER DETAIL ON SHEET PD–01.
13. INSTALL 12" WHITE LIMIT LINE IN THERMOPLASTIC PER CITY OF SALINAS STANDARD PLAN NO. 43.
14. INSTALL 4" DOUBLE YELLOW CENTERLINE IN THERMOPLASTIC PER CITY OF SALINAS STANDARD PLAN NO. 37A AND 37B, DETAIL F.
15. INSTALL GREEN THERMOPLASTIC COLORED BIKE LANE.
16. INSTALL GREEN THERMOPLASTIC COLORED BIKE BOX DETAIL.
17. INSTALL WHITE THERMOPLASTIC "BIKE LANE SYMBOL WITH PERSON" PER CALTRANS STANDARD PLAN A24C.
18. INSTALL 4" WHITE PARKING TEE IN THERMOPLASTIC PER CITY OF SALINAS STANDARD PLAN NO. 37B.
19. INSTALL DASHED GREEN COLORED BIKE LANE PER DETAIL ON SHEET PD–01.
22. INSTALL THERMOPLASTIC SHARED ROADWAY BICYCLE LANE MARKING PER CALTRANS STANDARD PLAN A24C.
23. INSTALL 12" WHITE CROSSWALK IN THERMOPLASTIC PER CITY OF SALINAS STANDARD PLAN NO. 44.
24. INSTALL 4" DASHED WHITE LANELINE PER CITY OF SALINAS STANDARD PLAN NO. 37A, DETAIL A.
29. FURNISH AND INSTALL NEW SIGN ON BREAK–AWAY POST.
30. INSTALL BUFFERED BIKE LANE PER DETAIL ON SHEET PD–01.
31. CONFORM TO EXISTING STRIPING.

SIGN LEGEND

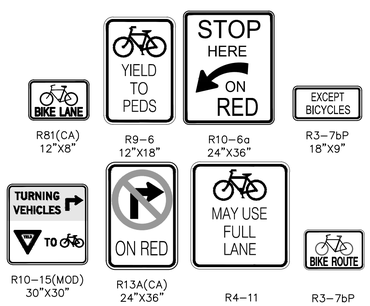

GRAPHIC SCALE IN FEET
0 20 40 80

CITY OF SALINAS
PUBLIC WORKS DEPARTMENT

DESIGNED BY:
CAD BY:
CONSTRUCTION INSPECTION SUPERVISOR:
PROJECT ENGINEER / MANAGER:

APPROVED FOR CONSTRUCTION:
DATE
ROBERT C. RUSSELL, P.E.
PUBLIC WORKS DEPUTY DIRECTOR/CITY ENGINEER

REGISTERED PROFESSIONAL ENGINEER ROBERT C. RUSSELL NO. 42871 CIVIL STATE OF CALIFORNIA

REVIEWED BY:
DATE
JOHN E. PULLIAM, P.E.

REGISTERED PROFESSIONAL ENGINEER JOHN E. PULLIAM No. 68897 CIVIL STATE OF CALIFORNIA

REVIEWED BY:
DATE
GARY E. PETERSEN, C.A.E.
PUBLIC WORKS DIRECTOR

DATE	REVISION	APP.

DOWNTOWN COMPLETE STREETS
ALISAL MULTIMODAL IMPROVEMENTS

SIGNING AND MARKING PLAN
STA 71+40 - STA 93+40

PROJ. NO(S) ---
SHEET NO. 41
FILE NO.
OF 42

File Path: K:\SND_TPTO\0959\9961\06-Salinas_Downtown_Complete_Streets\DESIGN\PLANS\9961\06-SIM-4.dwg
Plot By: ALEXANDER CHAVEZ
Plot Date: 9/12/2017 10:09 AM

75% DESIGN
FOR REVIEW ONLY
AUGUST 2017

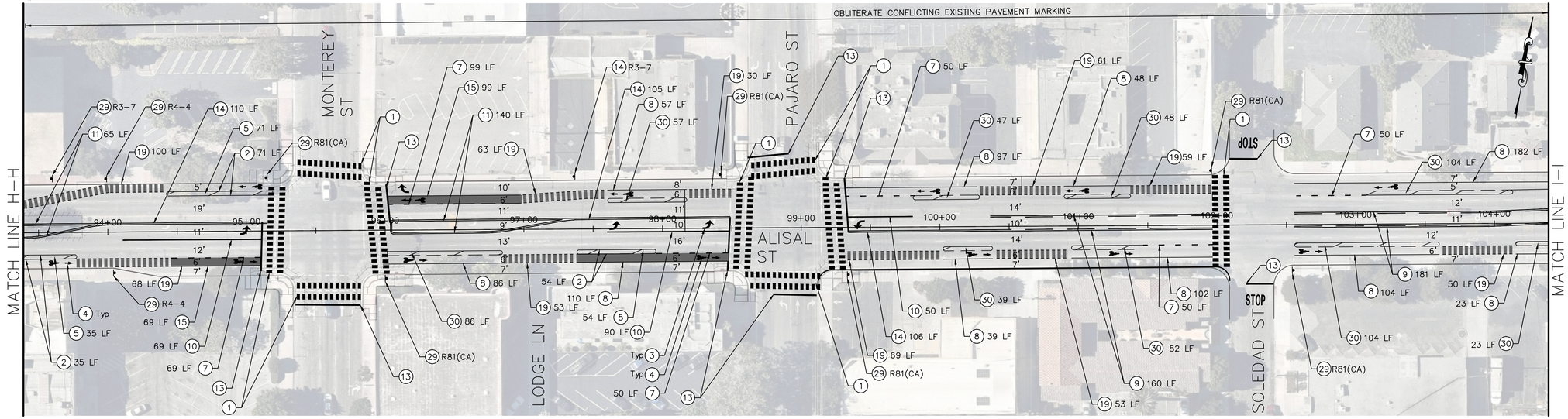

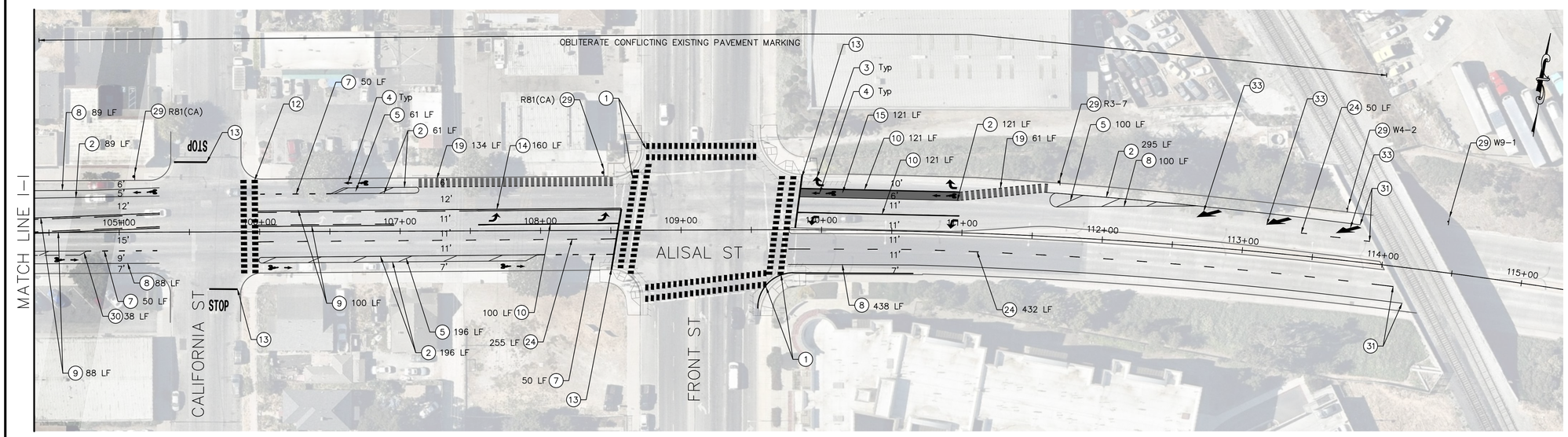

SIGNING AND PAVEMENT MARKING LEGEND

1. INSTALL WHITE TRIPLE–4 CROSSWALK IN THERMOPLASTIC PER DETAIL ON SHEET PD–01.
2. INSTALL 6" WHITE "BIKE LANE" STRIPE IN THERMOPLASTIC PER CITY OF SALINAS STANDARD PLAN NO. 41.
3. INSTALL WHITE ARROWS PER CITY OF SALINAS STANDARD PLAN NO. 40.
4. INSTALL "BIKE SYMBOL WITH ARROW" IN WHITE THERMOPLASTIC PER CITY OF SALINAS STANDARD PLAN NO. 41.
5. INSTALL 4" WHITE THERMOPLASTIC STRIPE ANGLED AT 45° AT 10' OC.
7. INSTALL 6" DASHED WHITE THERMOPLASTIC BIKE LANE STRIPE PER CALTRANS RSP A20D, DETAIL 39A.
8. INSTALL RIGHT EDGELINE IN 4" WHITE THERMOPLASTIC PER CITY OF SALINAS STANDARD PLAN NO. 37A, DETAIL J.
9. INSTALL TWO WAY LEFT TURN LANE IN 4" YELLOW THERMOPLASTIC PER CITY OF SALINAS STANDARD PLAN NO. 37A, DETAIL I.
10. INSTALL CHANNELIZING LINE IN 8" WHITE THERMOPLASTIC PER CITY OF SALINAS STANDARD PLAN NO. 37A, DETAIL E.
11. INSTALL 4" DOUBLE YELLOW PAINTED MEDIAN ISLAND IN THERMOPLASTIC PER CITY OF SALINAS STANDARD PLAN NO. 37A DETAIL G.
12. INSTALL YELLOW TRIPLE–4 CROSSWALK IN THERMOPLASTIC PER DETAIL ON SHEET PD–01.
13. INSTALL 12" WHITE LIMIT LINE IN THERMOPLASTIC PER CITY OF SALINAS STANDARD PLAN NO. 43.
14. INSTALL 4" DOUBLE YELLOW CENTERLINE IN THERMOPLASTIC PER CITY OF SALINAS STANDARD PLAN NO. 37A AND 37B, DETAIL F.
15. INSTALL GREEN THERMOPLASTIC COLORED BIKE LANE.
19. INSTALL DASHED GREEN COLORED BIKE LANE PER DETAIL ON SHEET PD–01.
24. INSTALL 4" DASHED WHITE LANELINE PER CITY OF SALINAS STANDARD PLAN NO. 37A, DETAIL A.
29. FURNISH AND INSTALL NEW SIGN ON BREAK–AWAY POST.
30. INSTALL BUFFERED BIKE LANE PER DETAIL ON SHEET PD–01.
31. CONFORM TO EXISTING STRIPING.
33. INSTALL LANE REDUCTION ARROW IN WHITE THERMOPLASTIC.

SIGN LEGEND

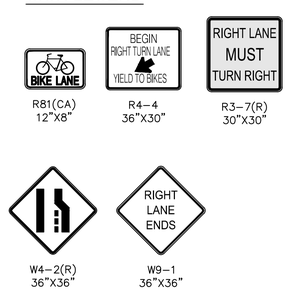

GRAPHIC SCALE IN FEET
0 20 40 80

CITY OF SALINAS

PUBLIC WORKS DEPARTMENT

DESIGNED BY:
CAD BY:
CONSTRUCTION INSPECTION SUPERVISOR:
PROJECT ENGINEER / MANAGER:

APPROVED FOR CONSTRUCTION:
DATE
ROBERT C. RUSSELL, P.E.
PUBLIC WORKS DEPUTY DIRECTOR/CITY ENGINEER

REGISTERED PROFESSIONAL ENGINEER ROBERT C. RUSSELL NO. 42871 CIVIL STATE OF CALIFORNIA

REVIEWED BY:
DATE
JOHN E. PULLIAM, P.E.

REGISTERED PROFESSIONAL ENGINEER JOHN E. PULLIAM No. 68897 CIVIL STATE OF CALIFORNIA

REVIEWED BY:
DATE
GARY E. PETERSEN, C.A.E.
PUBLIC WORKS DIRECTOR

DATE	REVISION	APP.

DOWNTOWN COMPLETE STREETS
ALISAL MULTIMODAL IMPROVEMENTS

SIGNING AND MARKING PLAN
STA 93+40 - STA 115+00

PROJ. NO(S): ---
SHEET NO.: 42
FILE NO.:
OF: 42

File Path: K:\ENG_TPT\0095936106-Salinas_Downtown_Complete_Streets\DESIGN\PLANS\936106-SM-5.dwg
Plot By: JAMES DALEE
Plot Date: 9/1/2017 10:09 AM